



ANNUAL REPORT

FOR 2017

X-TRADE BROKERS DM S.A.

TABLE OF CONTENTS


PRESIDENT'S LETTER	3
FINANCIAL HIGHLIGHTS	5
FINANCIAL STATEMENTS	7
COMPREHENSIVE INCOME STATEMENT	8
STATEMENT OF FINANCIAL POSITION	9
STATEMENT OF CHANGES IN EQUITY	10
CASH FLOW STATEMENT	12
ADDITIONAL EXPLANATORY NOTES TO THE FINANCIAL STATEMENTS	13
1. General information	13
2. Basis for drafting the financial statements	14
3. Professional judgement and uncertainty of estimates	18
4. Adopted accounting principles	19
5. Material estimates and valuations	28
6. Operating income	29
7. Salaries and employee benefits	30
8. Marketing	30
9. Cost of maintenance and lease of buildings	30
10. Other external services	30
11. Commission expenses	31
12. Other expenses	31
13. Finance income and costs	31
14. Segment information	32
15. Cash and cash equivalents	37
16. Financial assets held for trading	37
17. Investments in subsidiaries	37
18. Loans and other receivables	38
19. Prepayments and deferred costs	39
20. Intangible assets	40
21. Property, plant and equipment	42
22. Amounts due to customers	44
23. Financial liabilities held for trading	44
24. Other liabilities	44
25. Liabilities in respect of finance lease	45
26. Operating lease agreements	45
27. Provisions for liabilities and contingent liabilities	45
28. Equity	46
29. Profit distribution and dividend	47
30. Earnings per share	47
31. Current income tax and deferred income tax	48
32. Related party transactions	52
33. Remuneration of the entity authorized to audit financial statements	53
34. Employment	54
35. Supplementary information and explanations to the cash flow statement	54
36. Post balance sheet events	54
37. Customers' financial instruments and nominal values of transactions in derivatives (off-balance sheet items)	54
38. Items regarding the compensation scheme	55
39. Capital management	55
40. Risk management	57
MANAGEMENT BOARD REPORT ON THE OPERATIONS OF THE GROUP AND COMPANY	69
1. Basic information	70
2. The activities and development of the Parent Company and its Capital Group	73
3. Operating and financial situation	78
4. Corporate governance	100
5. Other information	121
6. Statements of the Management Board	131

PRESIDENT'S LETTER





President's letter



Dear Sirs and Madams!

On behalf of Management Board of X-Trade Brokers DM S.A. I present the 2017 report. This document is the summary of the XTB Capital Group's operations over the past year, including generated financial results and the most relevant events.

An important factor in the success of XTB is the skilful use of changes in the economic and market environment, not only in the category of maximizing profit, but also consistently strengthening the financial strength and competitive position of the company.

The financial results of the XTB Group developed in the past year confirm the stable and well-established position of XTB on the international market. Consolidated operating revenues and EBIT amounted to PLN 273.8 million and PLN 128.3 million, respectively. These results are higher than those generated in 2016 by 9.3% and by 56.2% respectively. Net profit increased by 19.6% compared to the result for 2016.

XTB has a solid foundation for growth in the form of a constantly growing customer base. In the fourth quarter of 2017, the number of open new accounts was record both in relation to the previous quarters of 2017 and individual quarters of 2016.

The Management Board's plans for the forthcoming periods assume the development of the Group, in particular through the expansion of the client base and product offer, further penetration of existing markets and geographical expansion into Latin American markets.

On behalf of the Management Board, I would like to thank our shareholders, the Supervisory Board and Employees for their commitment and work to build the value of the XTB Capital Group. I hope that the next years will bring further development of the activity carried out by X-Trade Brokers DM S.A., confirmed not only by the growing number of products and services offered, but also by growing number of customers and further increase of the Company's profitability and its ability to generate value.

Yours sincerely,

*Omar Arnaout
President of the Management Board*

FINANCIAL HIGHLIGHTS





FINANCIAL HIGHLIGHTS

	IN PLN'000		IN EUR'000	
	12 MONTH PERIOD ENDED		12 MONTH PERIOD ENDED	
	31.12.2017	31.12.2016	31.12.2017	31.12.2016
Comprehensive income statement:				
Total operating income	251 693	210 812	59 296	48 178
Profit on operating activities	130 311	80 905	30 700	18 490
Profit before tax	105 648	86 969	24 889	19 875
Net profit	87 398	72 999	20 590	16 683
Net profit and diluted net profit per share attributable to shareholders of the Parent Company (in PLN/EUR per share)	0,74	0,62	0,17	0,14
Cash flow statement:				
Net cash from operating activities	134 305	51 556	31 641	11 782
Net cash from investing activities	(3 768)	(1 458)	(888)	(333)
Net cash from financing activities	(37 697)	(94 334)	(8 881)	(21 559)
Increase/(Decrease) in net cash and cash equivalents	92 840	(44 236)	21 872	(10 109)

	IN PLN'000		IN EUR'000	
	12 MONTH PERIOD ENDED		12 MONTH PERIOD ENDED	
	31.12.2017	31.12.2016	31.12.2017	31.12.2016
Statement of financial position:				
Total assets	853 391	775 371	204 606	175 265
Total liabilities	440 542	411 096	105 623	92 924
Share capital	5 869	5 869	1 407	1 327
Equity	412 849	364 275	98 983	82 341
Number of shares	117 383 635	117 383 635	117 383 635	117 383 635
Carrying amount and diluted carrying amount per share attributable to shareholders of the Parent Company (in PLN/EUR per share)	3,52	3,10	0,84	0,70

The above data was translated into EUR as follows:

- Items in the comprehensive income statement and cash flow statement - by the arithmetic average of exchange rates published by the National bank of Poland as of the last day of the month during the reporting period:
 - for the current period: 4,2447;
 - for the comparative period: 4,3757;
- items of statement of financial position – by the average exchange rate published by the National Bank of Poland as of the end of the reporting period:
 - for the current period: 4,1709;
 - for the comparative period: 4,4240.

FINANCIAL STATEMENTS





COMPREHENSIVE INCOME STATEMENT

(IN PLN'000)	NOTE	TWELVE-MONTH PERIOD	
		31.12.2017	31.12.2016
Result of operations on financial instruments	6.1	247 524	206 007
Income from fees and charges	6.2	4 047	4 729
Other income		122	76
Total operating income	6	251 693	210 812
Salaries and employee benefits	7	(59 246)	(55 168)
Marketing	8	(22 613)	(38 647)
Other external services	10	(20 836)	(17 227)
Costs of maintenance and lease of buildings	9	(5 843)	(5 772)
Amortisation and depreciation	20,21	(3 924)	(4 334)
Taxes and fees		(1 745)	(1 501)
Commission expenses	11	(5 069)	(3 564)
Other costs	12	(2 106)	(3 694)
Total operating expenses		(121 382)	(129 907)
Profit on operating activities		130 311	80 905
Impairment of investments in subsidiaries	17	(11 877)	-
Finance income	13	2 311	7 154
Finance costs	13	(15 097)	(1 090)
Profit before tax		105 648	86 969
Income tax	31	(18 250)	(13 970)
Net profit		87 398	72 999
Other comprehensive income		(1 261)	1 209
Items which will be reclassified to profit (loss) after meeting specific conditions		(1 261)	1 209
- foreign exchange differences on translation of foreign operations		839	(29)
- foreign exchange differences on valuation of separated equity		(2 593)	1 528
- deferred income tax		493	(290)
Total comprehensive income		86 137	74 208
Earnings per share:			
- basic profit per year attributable to shareholders of the Parent Company (in PLN)	30	0,74	0,62
- basic profit from continued operations per year attributable to shareholders of the Parent Company (in PLN)	30	0,74	0,62
- diluted profit of the year attributable to shareholders of the Parent Company (in PLN)	30	0,74	0,62
- diluted profit from continued operations of the year attributable to shareholders of the Parent Company (in PLN)	30	0,74	0,62

The comprehensive income statement should be read together with the supplementary notes to the financial statements, which are an integral part of these financial statements.



STATEMENT OF FINANCIAL POSITION

(IN PLN'000)	NOTE	31.12.2017	31.12.2016
ASSETS			
Own cash and cash equivalents	15	322 954	233 942
Customers' cash and cash equivalents	15	334 100	352 830
Financial assets held for trading	16	118 164	90 224
Investments in subsidiaries	17	57 160	66 095
Income tax receivables		115	1 016
Loans granted and other receivables	18	5 060	12 036
Prepayments and deferred costs	19	2 661	2 891
Intangible assets	20	2 111	4 136
Property, plant and equipment	21	2 764	3 115
Deferred income tax assets	31	8 302	9 086
Total assets		853 391	775 371
EQUITY AND LIABILITIES			
Liabilities			
Amounts due to customers	22	374 930	350 821
Financial liabilities held for trading	23	34 834	21 647
Income tax liabilities		1 121	4 227
Other liabilities	24	20 724	20 438
Provisions for liabilities	27	911	883
Deferred income tax provision	31	8 022	13 080
Total liabilities		440 542	411 096
Equity			
Share capital	28	5 869	5 869
Supplementary capital	28	71 608	71 608
Other reserves	28	247 854	212 416
Foreign exchange differences on translation	28	612	1 873
Retained earnings		86 906	72 509
Total equity		412 849	364 275
Total equity and liabilities		853 391	775 371

The statement of financial position should be read together with the supplementary notes to the financial statements, which are an integral part of these financial statements.



STATEMENT OF CHANGES IN EQUITY

Statement of changes in equity for the period from 1 January 2017 to 31 December 2017

(IN PLN'000)	SHARE CAPITAL	SUPPLEMENTARY CAPITAL	OTHER RESERVES	FOREIGN EXCHANGE DIFFERENCES ON TRANSLATION OF FOREIGN OPERATIONS	RETAINED EARNINGS	TOTAL EQUITY
As at 1 January 2017	5 869	71 608	212 416	1 873	72 509	364 275
Total comprehensive income for the financial year						
Net profit	-	-	-	-	87 398	87 398
Other comprehensive income	-	-	-	(1 261)	-	(1 261)
Total comprehensive income for the financial year	-	-	-	(1 261)	87 398	86 137
Transactions with Parent Company's owners recognized directly in equity						
Appropriation of profit/offset of loss (note 29)	-	-	35 438	-	(73 001)	(37 563)
- dividend payment	-	-	-	-	(37 563)	(37 563)
- transfer to other reserves	-	-	35 438	-	(35 438)	-
As at 31 December 2017	5 869	71 608	247 854	612	86 906	412 849

The statement of changes in equity should be read together with the supplementary notes to the financial statements, which are an integral part of these financial statements.



Statement of changes in equity for the period from 1 January 2016 to 31 December 2016

(IN PLN'000)	SHARE CAPITAL	SUPPLEMENTARY CAPITAL	OTHER RESERVES	FOREIGN EXCHANGE DIFFERENCES ON TRANSLATION OF FOREIGN OPERATIONS	RETAINED EARNINGS	TOTAL EQUITY
As at 1 January 2016	5 869	71 608	188 954	664	114 531	381 626
Total comprehensive income for the financial year						
Net profit	-	-	-	-	72 999	72 999
Other comprehensive income	-	-	-	1 209	-	1 209
Total comprehensive income for the financial year	-	-	-	1 209	72 999	74 208
Transactions with Parent Company's owners recognized directly in equity						
Appropriation of profit/offset of loss (note 29)	-	-	23 462	-	(115 021)	(91 559)
- dividend payment	-	-	-	-	(91 559)	(91 559)
- transfer to other reserves	-	-	23 462	-	(23 462)	-
As at 31 December 2016	5 869	71 608	212 416	1 873	72 509	364 275

The statement of changes in equity should be read together with the supplementary notes to the financial statements, which are an integral part of these financial statements.



CASH FLOW STATEMENT

(IN PLN'000)	NOTE	TWELVE-MONTH PERIOD	
		31.12.2017	31.12.2016
Cash flows from operating activities			
Profit before tax		105 648	86 969
Adjustments:			
(Gain) Loss on sale or disposal of items of property, plant and equipment		(38)	(5)
Amortization and depreciation		3 924	4 334
Foreign exchange (gains) losses from translation of own cash		3 826	(2 635)
(Gain) Loss on investment activity		11 893	-
Other adjustments	35.3	(1 229)	1 171
Changes			
Change in provisions		28	52
Change in balance of financial assets and liabilities held for trading		(14 753)	(15 811)
Change in balance of restricted cash		18 730	(70 037)
Change in balance of loans granted and other receivables	35.1	6 246	1 966
Change in balance of prepayments and accruals		230	(710)
Change in balance of amounts due to customers		24 109	61 536
Change in balance of other liabilities	35.2	416	(5 460)
Cash from operating activities		159 030	61 370
Income tax paid		(27 729)	(9 800)
Interests		4	(14)
Net cash from operating activities		134 305	51 556
Cash flow from investing activities			
Proceeds from sale of items of property, plant and equipment		134	11
Proceeds from loans repayment		732	-
Expenses relating to payments for property, plant and equipment	21	(1 194)	(1 285)
Expenses relating to payments for intangible assets	20	(482)	(184)
Expenses relating to payments for investments in subsidiaries		(2 958)	-
Net cash from investing activities		(3 768)	(1 458)
Cash flow from financing activities			
Payments of liabilities under finance lease agreements		(130)	(117)
Interest paid under lease		(4)	(10)
Expenses relating to the increase of subsidiaries' capital		-	(2 648)
Dividend paid to owners		(37 563)	(91 559)
Net cash from financing activities		(37 697)	(94 334)
Increase (Decrease) in net cash and cash equivalents		92 840	(44 236)
Cash and cash equivalents – opening balance		233 942	275 592
Effect of FX rates fluctuations on balance of cash in foreign currencies		(3 828)	2 586
Cash and cash equivalents – closing balance	15	322 954	233 942

The cash flow statement should be read together with the supplementary notes to the financial statements, which are an integral part of these financial statements.



ADDITIONAL EXPLANATORY NOTES TO THE FINANCIAL STATEMENTS

1. General information

1.1 Name and registered seat of the Company

Name:	X-Trade Brokers Dom Maklerski Spółka Akcyjna
Legal form:	Joint Stock Company
Country:	Poland
Company registered seat:	Ogrodowa 58, 00-876 Warsaw
Regon statistical number:	015803782
Tax Identification Number:	527-24-43-955
Registration in the National Court Register:	0000217580

1.2 Company business

X-Trade Brokers Dom Maklerski is a joint-stock company established pursuant to a notarial deed of 2 September 2004 - Repertory A-2712/2004.

On 22 September 2004, the Company was entered in the National Court Register by the District Court for the Capital City of Warsaw, 12th Commercial Department of the National Court Register, under No. 0000217580. The Company was granted a statistical REGON number 015803782 and a tax identification (NIP) number 527-24-43-955.

The Company's operations consist of conducting brokerage activities on the OTC markets (currency derivatives, commodities, indices, stocks and bonds). The Company is supervised by the Polish Financial Supervision Authority and conducts regulated activities pursuant to a permit dated 8 November 2005, No. DDM-M-4021-57-1/2005.

1.3 Information on the reporting entities in the Company's organizational structure

The financial statements cover the following foreign branches which form the Company:

- X-Trade Brokers Dom Maklerski Spółka Akcyjna, organizační složka – a branch established on 7 March 2007 in the Czech Republic. The branch was registered in the commercial register maintained by the City Court in Prague under No. 56720 and was granted the following tax identification number: CZK 27867102.
- X-Trade Brokers Dom Maklerski Spółka Akcyjna, Sucursal en Espana – a branch established on 19 December 2007 in Spain. On 16 January 2008, the branch was registered by the Spanish authorities and was granted the tax identification number ES W0601162A.
- X-Trade Brokers Dom Maklerski Spółka Akcyjna, organizačná zložka – a branch established on 1 July 2008 in the Slovak Republic. On 6 August 2008, the branch was registered in the commercial register maintained by the City Court in Bratislava under No. 36859699 and was granted the following tax identification number: SK4020230324.
- X-Trade Brokers Dom Maklerski S.A. Sucursala Bucuresti Romania (branch in Romania) – a branch established on 31 July 2008 in Romania. On 4 August 2008, the branch was registered in the Commercial Register under No. 402030 and was granted the following tax identification number: CUI 24270192.
- X-Trade Brokers Dom Maklerski S.A., German Branch (branch in Germany) – a branch established on 5 September 2008 in the Federal Republic of Germany. On 24 October 2008, the branch was registered in the Commercial Register under No. HRB 84148 and was granted the following tax identification number: 4721939029.
- X-Trade Brokers Dom Maklerski Spółka Akcyjna a branch in France – a branch established on 21 April 2010 in the Republic of France. On 31 May 2010, the branch was registered in the Commercial Register under No. 522758689.
- X-Trade Brokers Dom Maklerski S.A., Sucursal Portuguesa – a branch established on 7 July 2010 in Portugal. On 7 July 2010, the branch was registered in the Commercial Register under No. 980436613.



1.4 Composition of the Company's Management Board

In the period covered by these financial statements, the Management Board was composed of the following persons:

NAME AND SURNAME	FUNCTION	DATE OF FIRST APPOINTMENT	TERM OF OFFICE
Jakub Malý	Chairman of the Management Board	25.03.2014	from the 29 June appointed for the 3-years term of office ending 29 June 2019; dismissed on the 10 January 2017
Jakub Zabłocki	Chairman of the Management Board	10.01.2017	delegated for the position for the period of 3 months from the 10 January to 10 April 2017; delegation cancelled on the 23 March 2017
Omar Arnaout	Chairman of the Management Board	23.03.2017	from the 23 March appointed for the position of the Chairman of the Management Board
Omar Arnaout	Vice-Chairman of the Management Board	10.01.2017	from the 10 January appointed for the new term of office; on the 23 March 2017 appointed for the position of the Chairman of the Management Board
Paweł Frańczak	Board Member	31.08.2012	from the 29 June appointed for the 3-years term of office ending 29 June 2019
Paweł Szejko	Board Member	28.01.2015	from the 29 June appointed for the 3-years term of office ending 29 June 2019
Filip Kaczmarzyk	Board Member	10.01.2017	from the 10 January appointed for the new term of office

1.5 Public support

In 2017 and 2016 the Company did not receive any financial support from public resources.

1.6 Rate of return on assets

The rate of return on assets, calculated as the quotient of net profit and total assets, as of 31 December 2017 amounted to 10,24% and as of 31 December 2016 amounted to 9,41%.

2. Basis for drafting the financial statements

2.1 Compliance statement

These financial statements were prepared based on International Financial Reporting Standards (IFRS), which were endorsed by the European Union.

These financial statements constitute standalone financial statements of X-Trade Brokers Dom Maklerski S.A. and it is included in the consolidated financial statements of X-Trade Brokers Group. Information on company's subsidiaries is presented in note 17.

The financial statements of the X-Trade Brokers Dom Maklerski S.A. prepared for the period from 1 January 2017 to 31 December 2017 with comparative data for the year ended 31 December 2016 cover the Company's financial data and financial data of the branch offices.

These financial statements have been prepared on the historical cost basis, with the exception of assets and liabilities held for trading and financial instruments held for sale which are measured at fair value. The Company's assets are presented in the statement of financial position according to their liquidity, and its liabilities according to their maturities.

The Company and its branch offices maintain their accounting records in accordance with the accounting principles generally accepted in the countries in which these companies are established. The financial statements include adjustments not recognised in the companies' accounting records, made in order to reconcile their financial statements with the IFRS.

The financial statements were approved by the Management Board on 6 March 2018.

Drafting these financial statements, the Company decided that none of the Standards would be applied retrospectively.

The IFRS comprise standards and interpretations approved by the International Accounting Standards Board ("IASB") and the International Financial Reporting Interpretations Committee ("IFRIC").



2.2 Functional currency and reporting currency

The functional currency and the presentation currency of these financial statements is the Polish zloty ("PLN"), and unless stated otherwise, all amounts are shown in thousands of zloty (PLN'000).

2.3 Going concern

The financial statements were prepared based on the assumption that the Company would continue as a going concern in the foreseeable future. At the date of preparation of these financial statements, the Management Board of X-Trade Brokers Dom Maklerski S.A. does not state any circumstances that would threaten the company's continued operations.

2.4 Comparability of data and consistency of the policies applied

Data presented in the financial statements is comparable and prepared under the same principles for all periods covered by the financial statements.

2.5 Changes in the accounting policies

The accounting policies applied in the preparation of the attached financial statements are consistent with those applied in the preparation of the financial statements of the Company for the year ended 31 December 2016, except for the below amendments. These changes were applied in the attached financial statements on their effective date and had no significant impact on the disclosed financial information, or did not apply to the Company's transactions:

- Amendments to IAS 12 Recognition of Deferred Tax Assets for Unrealised Losses

The changes clarify issues related to deductible temporary differences associated with debt instruments measured at fair value, estimation of probable future taxable profits and assessment of whether taxable profits will be available against which the deductible temporary differences can be utilised. The changes are applied retrospectively.

- Amendments to IAS 7 Disclosure Initiative

The changes require the entity to disclose information that enable users of financial statements to evaluate changes in liabilities arising from financing activities. Entities need not provide comparative information when they first apply the amendments.

- IFRS 12 Disclosure of interests in other entities under annual improvements to IFRS Standards 2014-2016 Cycle

The changes clarify that the entity shall choose valuation at fair value through profit and loss according to IFRS 9 of interest in an associate or a joint venture held by venture capital organisation or other similar entity separately for each associate or joint venture at the moment of their initial recognition.

The Company has not decided to apply earlier any Standard, Interpretation or Amendment that has been issued, but has not yet become effective in light of the EU regulations.

2.6 New standards and interpretations which have been published but are not yet binding

The following standards and interpretations have been published by the International Accounting Standards Board but are not yet binding:

- IFRS 9 Financial Instruments (issued on 24 July 2014) – not yet endorsed by EU at the date of approval of these financial statements - effective for financial years beginning on or after 1 January 2018;
- IFRS 14 Regulatory Deferral Accounts (issued on 30 January 2014) – The European Commission has decided not to launch the endorsement process of this interim standard and to wait for the final standard – not yet endorsed by EU at the date of approval of these financial statements – effective for financial years beginning on or after 1 January 2016;
- IFRS 15 Revenue from Contracts with Customers (issued on 28 May 2014), including amendments to IFRS 15 Effective date of IFRS 15 (issued on 11 September 2015) - effective for financial years beginning on or after 1 January 2018;
- Amendments to IFRS 10 and IAS 28 Sale or Contribution of Assets Between an Investor and its Associate or Joint Venture (issued on 11 September 2014) - the endorsement process of these Amendments has been postponed by EU - the effective date was deferred indefinitely by IASB;



- IFRS 16 Leases (issued on 13 January 2016) - not yet endorsed by EU at the date of approval of these financial statements - effective for financial years beginning on or after 1 January 2019;
- Amendments to IFRS 4 Applying IFRS 9 Financial Instruments with IFRS 4 Insurance Contracts (issued on 12 September 2016) - not yet endorsed by EU at the date of approval of these financial statements - effective for financial years beginning on or after 1 January 2018;
- Clarifications to IFRS 15 Revenue from Contracts with Customers (issued on 12 April 2016) - not yet endorsed by EU at the date of approval of these financial statements – effective for financial years beginning on or after 1 January 2018;
- Amendments to IFRS 2 Classification and Measurement of Share-based Payment Transactions (issued on 20 June 2016) - not yet endorsed by EU at the date of approval of these financial statements – effective for financial years beginning on or after 1 January 2018;
- Amendments to IAS 28 Investments in Associates and Joint Ventures which are part of Annual Improvements to IFRS Standards 2014-2016 Cycle (issued on 8 December 2016) – effective for financial years beginning on or after 1 January 2018;
- Amendments to IFRS 1 First-time Adoption of International Financial Reporting Standards which are part of Annual Improvements to IFRS Standards 2014-2016 Cycle (issued on 8 December 2016) – effective for financial years beginning on or after 1 January 2018;
- IFRIC Interpretation 22 Foreign Currency Transactions and Advance Consideration (issued on 8 December 2016) - not yet endorsed by EU at the date of approval of these financial statements – effective for financial years beginning on or after 1 January 2018;
- Amendments to IAS 40: Transfers of Investment Property (issued on 8 December 2016) - not yet endorsed by EU at the date of approval of these financial statements – effective for financial years beginning on or after 1 January 2018;
- IFRS 17 Insurance Contracts (issued on 18 May 2017) - not yet endorsed by EU at the date of approval of these financial statements - effective for financial years beginning on or after 1 January 2021;
- IFRIC 23 Uncertainty over Income Tax Treatments (issued on 7 June 2017) - not yet endorsed by EU at the date of approval of these financial statements - effective for financial years beginning on or after 1 January 2019,
- Amendments to IFRS 9: Prepayment Features with Negative Compensation (issued on 12 October 2017)) - not yet endorsed by EU at the date of approval of these financial statements – effective for financial years beginning on or after 1 January 2019;
- Amendments to IAS 28: Long-term Interests in Associates and Joint Ventures (issued on 12 October 2017) - not yet endorsed by EU at the date of approval of these financial statements – effective for financial years beginning on or after 1 January 2019;
- Annual Improvements to IFRS Standards 2015-2017 Cycle (issued on 12 December 2017) - not yet endorsed by EU at the date of approval of these financial statements – effective for financial years beginning on or after 1 January 2019;
- Amendments to IAS 19: Plan Amendment, Curtailment or Settlement (issued on 7 February 2018) - not yet endorsed by EU at the date of approval of these financial statements – effective for financial years beginning on or after 1 January 2019.

2.6.1 Implementation of IFRS 15

International Financial Reporting Standard 15 Revenue from Contracts with Customers ("IFRS 15") was issued in May 2014, and then amended in April 2016, and establishes a five-step model to account for revenue arising from contracts with customers. Under IFRS 15, revenue is recognised at an amount that reflects the consideration to which an entity expects to be entitled in exchange for transferring goods or services to a customer.

The new revenue standard will supersede all current revenue recognition requirements under IFRS. Either a full retrospective application or a modified retrospective application is required for annual periods beginning on or after 1 January 2018. Early adoption is permitted.

The company has the right to choose a full or modified retrospective approach, and the transitional provisions provide for some practical solutions.

The Company plans to adopt the new standard on the required effective date using the full retrospective method.



The Company operates in the area of delivering of products, services and technological solutions in the field of trading in financial instruments, specializing in the OTC market and in particular in OTC derivatives. The operating revenues of the Company arise mainly from:

- a) spreads (difference between purchase price and sell price);
- b) net result (gains decreased by losses) from the Company's operations in the scope of market making;
- c) commissions and fees charged to clients by the Company;
- d) from the swap points.

Taking above into account as well as the nature of contracts concluded by the Company with clients, the Company believes that the application of IFRS 15 will not have material impact on the financial statements.

The recognition and measurement requirements in IFRS 15 are also applicable for recognition and measurement of any gains or losses on disposal of non-financial assets (such as items of property and equipment and intangible assets), when that disposal is not in the ordinary course of business. However, on transition, the effect of these changes is not expected to be material for the Company.

Summarizing the Company concludes that the impact of implementation IFRS 15 will not be material from the financial statements perspective.

2.6.2 Implementation of IFRS 9

In July 2014, the IASB issued the final version of International Financial Reporting Standard 9 Financial Instruments ("IFRS 9"). IFRS 9 brings together all three aspects of the accounting for financial instruments project: classification and measurement, impairment and hedge accounting. IFRS 9 is effective for annual periods beginning on or after 1 January 2018, with early application permitted.

The Company plans to adopt the new standard on the required effective date and will not restate comparative information.

During 2017, the Company has performed a detailed impact assessment of implementation of IFRS 9 on the accounting principles (policy) applied by the Company with respect to the Company's operations or its financial results. This assessment is based on currently available information and may be subject to changes arising from further reasonable and supportable information being made available to the Company in 2018 when the Company will adopt IFRS 9.

The Company expects no significant impact on its statement of financial position and equity.

a) Classification and measurement

The Company does not expect a significant impact on its balance sheet or equity on applying the classification and measurement requirements of IFRS 9. It expects to continue measuring at fair value all financial assets currently held at fair value.

Quoted equity shares currently held as available-for-sale will be classified as financial assets at fair value through profit or loss.

Trade receivables are held to collect contractual cash flows and the Company does not sell trade receivables as part of factoring - they will continue to be measured at amortized cost. The Company decided to use a practical expedient and for trade receivables due in up to 12 months does not account for significant financing component.

The Company does not have debt securities.

b) Impairment

The Company estimates that due to the nature of trade receivables and the balance of gross receivables from clients amounting as at 31 December 2017 to PLN 4 964 thousand (which is covered with bad-debts write off in the amount of PLN 2 480 thousand) the application of IFRS 9 will not have material impact on the financial statements.

c) Hedge accounting

As IFRS 9 does not change the general principles of how an entity accounts for effective hedges, applying the hedging requirements of IFRS 9 will not have a significant impact on Company's financial statements

Summarizing the Company concludes that the impact of implementation IFRS 9 will not be material from the financial statements perspective.



2.6.3 Implementation of IFRS 16

International Financial Reporting Standard 16 Leases ("IFRS 16") was issued in January 2016 and it replaces IAS 17 Leases, IFRIC 4 Determining whether an Arrangement contains a Lease, SIC-15 Operating Leases-Incentives and SIC-27 Evaluating the Substance of Transactions Involving the Legal Form of a Lease. IFRS 16 sets out the principles for the recognition, measurement, presentation and disclosure.

IFRS 16 introduces a unitary model of the lessee's accounting and requires the lessee to recognize assets and liabilities resulting from each lease with a period exceeding 12 months, unless the underlying asset is of low value. At the commencement date, the lessee recognizes an asset representing the right to use the underlying asset and a liability to make lease payments.

Lessees will be required to separately recognise the interest expense on the lease liability and the depreciation expense on the right-of-use asset.

Lessees will be also required to remeasure the lease liability upon the occurrence of certain events (e.g. a change in the lease term, a change in future lease payments resulting from a change in an index or rate used to determine those payments). The lessee will generally recognise the amount of the remeasurement of the lease liability as an adjustment to the right-of-use asset.

The Company leases properties and cars as disclosed in details in notes 25 and 26.

Lessor accounting under IFRS 16 is substantially unchanged from today's accounting under IAS 17. Lessors will continue to classify all leases using the same classification principle as in IAS 17 and distinguish between two types of leases: operating and finance leases.

IFRS 16 also requires lessees and lessors to make more extensive disclosures than under IAS 17.

A lessee can choose to apply the standard using either a full retrospective or a modified retrospective approach. The standard's transition provisions permit certain reliefs.

IFRS 16 is effective for annual periods beginning on or after 1 January 2019. Early application is permitted, but not before an entity applies IFRS 15. The Group has not decided to IFRS 16 early adoption.

At the date of the authorization of these financial statements for publication, the Management Board is in the process of assessing the impact of the application of IFRS 16 on the accounting principles (policy) applied by the Company with respect to the Company's operations or its financial results.

2.6.4 Implementation of other standards and interpretations

At the date of the authorization of these financial statements for publication, the Management Board has not yet completed its assessment of the impact of above standards and interpretations' implementation on the Company's accounting policies relating to its operations or financial results.

3. Professional judgement and uncertainty of estimates

In the process of applying the accounting principles (policy), the Management Board of the Company made the following judgements that have the greatest impact on the reported carrying amounts of assets and liabilities.

Classification of lease agreements

The Company classifies leases as operational or financial lease based on the extent to which risks and rewards incidental to ownership of a leased asset lie with the lessor or the lessee. This assessment is based on the economic content of each transaction.

Period for settlement of the deferred tax asset

The Company recognises a deferred tax asset based on the assumption that a tax profit will be generated in the future enabling its utilisation. Deterioration in tax results in the future might result in the assumption becoming unjustified. The deferred tax asset relates mainly to the losses generated by foreign operations and subsidiaries in the initial period of their operation recognised in the balance sheet. The Company analyses the possibility of recognising such assets, taking into consideration local tax regulations, and analyses future tax budgets assessing the possibility of recovering these assets.



4. Adopted accounting policies

4.1 Functional currency and reporting currency

Transactions executed in currencies other than the functional currency are entered on the basis of the exchange rate as at the transaction date. As at the balance sheet date, the monetary assets and liabilities in foreign currencies are translated using the average NBP rate as at that date. Non-cash items are carried based on historical cost.

The Company's functional currency is the Polish zloty, which is also the functional currency of these financial statements.

Foreign exchange differences are reported under revenue or expenses of the period in which they occur, except for:

- foreign exchange differences regarding construction-in-progress which are included in expenses connected with such construction-in-progress and treated as adjustments of interest expenses on loans in foreign currencies;
- foreign exchange differences arising from cash items of receivables or amounts due to foreign operations with whom no settlements are planned, or such settlements are improbable, representing a portion of net investments into a foreign operation and recognised under capital reserve on the translation of foreign operations and profit/loss on the disposal of a net investment.

The following exchange rates were adopted for the purpose of measuring assets and liabilities as at the balance sheet date and for converting items of the comprehensive income statement:

CURRENCY	STATEMENT OF FINANCIAL POSITION		STATEMENT OF COMPREHENSIVE INCOME	
	31.12.2017	31.12.2016	31.12.2017	31.12.2016
USD	3,4813	4,1793	-	-
EUR	4,1709	4,4240	4,2447	4,3757
CZK	0,1632	0,1637	0,1614	0,1618
RON	0,8953	0,9749	0,9282	0,9739
HUF	0,0134	0,0142	-	-
GBP	4,7001	5,1445	-	-
TRY	0,9235	1,1867	-	-

4.2 Cash and cash equivalents

Cash and cash equivalents comprise cash in hand and bank deposits on demand. Other monetary assets are short-term, highly liquid investments that are readily convertible to specific amounts of cash and which are subject to an insignificant risk of changes in value. The classifies as cash equivalent investments which are readily convertible to a specific amount of cash, are subject to an insignificant risk of changes in value, and with payment terms of up to three months as of the date of acquisition.

Cash flows are inflows and outflows of cash and other monetary assets. The Company discloses cash flows from operating activities using the indirect method, whereby profit or loss is adjusted for the effects of non-cash transactions, any deferrals or accruals of past or future operating cash receipts or payments, and items of income or expense associated with investing or financing cash flows and items of income or expense associated with investing or financing cash flows. Income from interest received on cash and other monetary assets and expenses from interest paid to customers are classified under operating activities, while expenses from interest paid under finance lease are classified under financing activities.

Cash comprises the Company's own cash and customers' cash. Customers' cash is deposited in bank accounts separately from the Company's cash. Customers' cash and cash equivalents are not analysed in the cash flow statements. The Company achieves economic benefits from investing the customers' cash and cash equivalents.

4.3 Financial assets and liabilities

Investments are entered as at the date of purchase and derecognised from the financial statements as at the date of sale (transactions are recognised as on the date of conclusion) if the agreement requires their delivery on a specific date set forth by the market, and their initial value is measured at fair value. Transaction costs of the acquisition of financial assets and liabilities at fair value through profit or loss are entered under costs for the period, while the transaction costs of other types of assets and liabilities are recognised at the initial value of these assets and liabilities.

Financial assets are classified as follows:

- financial assets at fair value through profit or loss,



- financial assets held to maturity,
- financial assets available for sale, and
- loans and receivables.

Financial liabilities are classified as follows:

- financial assets at fair value through profit or loss, and
- other financial liabilities.

The classification depends on the nature and designation of the financial assets and liabilities, and is determined at initial recognition.

4.3.1 Financial assets at fair value through profit and loss

This group of financial assets includes financial assets held for trading or classified as carried at fair value through profit or loss at initial recognition.

In this category, the Company discloses mainly OTC derivatives and derivatives in stock exchanges, as well as listed stocks.

A financial asset is classified as held for trading if:

- it was acquired principally for the purpose of selling in the short-term; or
- it is part of a specific financial instrument portfolio managed jointly by the Company in accordance with the current and actual model for generating short-term profits; or
- is a derivative instrument not classified and not operating as collateral.

Financial assets not held for trading may be classified at fair value through profit or loss at initial recognition if:

- such classification eliminates or significantly mitigates inconsistencies in the measurement or recognition existing under different circumstances; or
- such asset is an element of the Company's financial assets under management and its performance is measured at fair value in accordance with a documented risk or investment management strategy of the Company, under which information on clustering assets is provided internally; or
- it is part of a contract comprising one or more embedded derivatives, and under IAS 39 Financial Instruments: Recognition and Measurement, an entire contract (an asset or liability) may be classified as an item carried at fair value through profit or loss.

Financial assets at fair value through profit or loss are disclosed at fair value and the resulting financial profits or losses are entered in the comprehensive income statement. The net profit or loss disclosed in the comprehensive income statement includes dividend or interest generated by the given financial asset.

4.3.2 Financial assets held to maturity

Investments and other financial assets, other than derivatives, with established or identifiable cash flows and fixed maturities which the Company intends and is able to hold to maturity are classified as investments held to maturity. They are measured at amortised cost, using the effective interest rate method, less impairment. In this category, the Company classifies acquired debt securities.

4.3.3 Loans and receivables

Trade receivables, loans and other receivables of established or identifiable cash flows, which are not traded in an active market, are classified as loans and receivables. They are measured at amortised cost using the effective interest rate method, taking into consideration their impairment. Interest income is recognised using the effective interest rate save for current receivables, where recognising interest would be negligible.

In this category, the Company classifies principally loans granted and amounts due from customers and counterparties.



4.3.4 Financial assets available for sale

Financial assets available for sale include non-derivative financial assets designated as available for sale or not classified in any of the above categories.

Gains and losses resulting from changes of adjustments to fair value are reported under other comprehensive income, except for impairment write-offs, interest calculated using the effective interest rate and negative and positive foreign exchange differences disclosed directly under income or expenses for the period. In the event of disposal or impairment of an investment, accumulated profit or loss disclosed previously under other comprehensive income is recognised under income or expenses for the period.

Dividend on equity investments available for sale is disclosed under income at the time the Company obtains the right to such dividend.

4.3.5 Fair value measurement

Fair value is the price that can be obtained at the date of valuation from the sale of an asset or can be paid for the transfer of liability in an ordinary transaction between market participants.

For financial instruments available on an active market, the fair value is measured based on quoted market prices. A market is considered to be active if the quoted prices are generally and directly available and represent current and actual transactions concluded between unrelated parties.

For instruments for which there is no active market, the fair value is determined on the basis of valuation models. Valuation models are applied in measuring vanilla options based on the Black-Scholes pricing formula and to digital options based on the distribution of probability of a concrete price of the underlying instrument on the expiration date of the option. Such probability distribution is established by means of translation of market-related volatility surface, using the Black-Scholes model equations.

The fair value of a financial instrument at initial recognition is the transaction price, i.e. fair value of the price paid or received.

Pursuant to IFRS 13 "Fair Value Measurement", the Company uses valuation techniques that are appropriate in the circumstances and for which sufficient data are available to measure fair value, maximising the use of relevant observable inputs and minimizing the use of unobservable inputs, namely:

1. valuation based on the data fully observable (active market quotations);
2. valuation models using information which does not constitute the data from Level 1, but observable, either directly or indirectly;
3. valuation models using unobservable data (not derived from an active market).

Valuation techniques used to determine fair value are applied consistently. Change in valuation techniques resulting in a transfer between these methods occurs when:

- transfer from Method 1 to 2 takes place when, for financial instruments measured using Method 1, quoted prices from an active market are not available at the balance sheet date (and they used to be);
- transfer from Method 2 to 3 takes place when, for financial instruments measured using Method 2, the value of parameters not derived from the market has become material at a given balance sheet date (and it used to be immaterial).

4.3.6 Impairment of financial assets

Financial assets, aside from those carried at fair value through profit or loss, are tested for impairment at every balance sheet date. Financial assets are impaired when there is objective evidence that the events which occurred after initial recognition of the asset have an adverse impact on the estimated future cash flows of the given financial assets.

Concerning listed stock classified as available for sale, a material or long-term decline in share prices is considered to be objective evidence of impairment.

For certain categories of financial assets, e.g. trade receivables, specific assets which are not considered past due, are tested for impairment cumulatively. Objective evidence of impairment of a portfolio of receivables includes the Company's experience in collecting receivables; increase in the number of payments past due by 90 days on average and observable changes in the domestic or local economic environment which are connected with cases of the untimely payment of liabilities.



Regarding financial assets at amortised cost, the amount of an impairment write-off is the difference between the carrying amount of an asset and the current value of estimated future cash flows discounted based on the initial effective interest rate of the given financial assets.

In the case of financial assets at cost, the amount of an impairment write-off is the difference between the carrying amount of an asset and the current value of estimated future cash flows discounted based on the current market rate of return of similar financial assets.

For debt instruments classified as available for sale, if the amount of an impairment write-off decreases in the next reporting period, and its decrease can reasonably be connected with an event that occurred after the impairment, the previous write-off is reversed and recognised under income of the period.

For equity instruments classified as available for sale, impairment write-downs previously carried through profit or loss are not subject to reversal. Any increases in fair value after impairment are disclosed in other comprehensive income.

4.3.7 Derecognition of financial assets from the balance sheet

The Company derecognises a financial asset from the balance sheet only when contractual rights to cash flows generated by the asset expire or when the financial asset with essentially all risks and rewards of ownership of such asset is transferred to another entity. If the Company does not transfer or retain essentially all risks and rewards of ownership of such asset, and continues to control it, the Company recognises the retained share in such asset and related liabilities under payments due, if any. If, in turn, the Company retains essentially all the risks and benefits of the asset transferred, it continues to recognise the relevant financial asset. At the time of derecognising a financial asset in full, the difference between (i) the carrying amount and (ii) the sum of payment received and any accumulated gains or losses entered under other comprehensive income, is recognised under the income or expenses for the period.

4.3.8 Financial liabilities at fair value through profit or loss

This Company includes financial liabilities held for trading or classified as carried at fair value through profit or loss at initial disclosure.

A financial liability is classified as held for trading if:

- it was incurred primarily for repurchase over a short period of time;
- it is part of a specific financial instrument portfolio managed jointly by the Company in accordance with the current and actual model for generating short-term profits; or
- it is a derivative instrument not classified and not operating as collateral.

A financial liability not held for trading may be classified as measured at fair value through profit or loss at initial recognition, if:

- such classification eliminates or significantly mitigates inconsistencies in measurement or recognition that would occur otherwise; or
- a financial liability of the Company belongs to financial liabilities under management and its performance is measured at fair value in accordance with a documented risk or investment management strategy of the Company, under which information on clustering liabilities is provided internally; or
- it is part of a contract comprising one or more embedded derivatives, and under IAS 39, it is permissible to classify the entire contract (an item of assets or liabilities) as items carried at fair value through profit or loss.

Financial liabilities at fair value through profit or loss are disclosed at fair value and the resulting financial profits or losses are entered under income or expenses for the period, and the resulting financial profit or loss is recognised as the income or expenses for the period, taking into account interest paid on a given financial liability.

4.3.9 Other financial liabilities

Other financial liabilities, including bank loans and borrowings, are initially carried at fair value less transaction costs.

Later on, they are measured at amortised cost using the effective interest rate method.

The effective interest rate method is used to calculate amortised cost of a liability and to allocate interest costs in the appropriate period. The effective interest rate is a rate effectively discounting future cash payments in the anticipated useful life of a given liability or a shorter period if necessary.



4.3.10 Derecognition of financial liabilities from the balance sheet

The Company derecognises financial liabilities from the balance sheet only if the appropriate liabilities of the Company are performed, invalidated or if they expire. At the time of derecognising a financial liability, the difference between (i) the carrying amount and (ii) the sum of payment made any accumulated gains or losses is entered under income or expenses for the period.

4.4 Investments in subsidiaries

Subsidiaries are understood as entities controlled by the Parent Company (inclusive of special purpose entities). It is recognized that control exists when the Company has the ability to influence through the power on risks and rewards of variable returns to investor from the investment.

Investments in subsidiaries in separate financial statements are valued at cost.

4.5 Clearings with the Central Securities Depository of Poland

The clearings with the Central Securities Depository of Poland (KDPW) include amounts due from the KDPW Group under the clearing fund, margins, transactions in derivatives and the liabilities for the services provided by the KDPW Group to the Company. The clearing fund is a fund used to secure the correct payment of the liabilities following from the clearing of transactions concluded on the regulated market by KDPW_CCP.

The KDPW group includes:

- Central Securities Depository of Poland (Krajowy Depozyt Papierów Wartościowych S.A. ("KDPW")) – responsible for the clearing of transactions entered into on the regulated market and in the alternative trading system, as well as maintenance of the central securities depository;
- KDPW_CCP S.A. ("KDPW_CCP") – serves as a clearing house on the basis of the function of a central counterparty, and its task is to clear the transactions entered into in a regulated market and in the alternative trading system, and to operate a system for securing the liquidity of clearings.

4.5.1 Contributions to the compensation scheme

The Company makes obligatory payments to the compensation scheme maintained by KDPW which constitute long-term receivables of the compensation scheme participant due from the KDPW.

Pursuant to the Act on Trading in Financial Instruments of 29 July 2005 (Journal of Laws No. 183, item 1538, as amended, hereinafter, the "Act"), the Company participates in the obligatory compensation scheme. The purpose of the compensation scheme maintained by the KDPW is to secure the assets held in cash accounts and securities accounts of customers of brokerage houses and banks maintaining securities accounts, in the event of their loss, in accordance with the principles established in the Act. The compensation scheme is created from payments made by its participants and profits generated on such payments. Payments contributed to the compensation system may be returned to a brokerage house only when it is fully discharged from participation in the system (it winds up its operations specified in the decision on withdrawal, repeal of a permit to provide brokerage services or expiry of such permit) and provided that such funds have not already been used for purposes as specified. On a quarterly basis, the KDPW informs system participants of accrued profits. The Company's payments to the compensation system are reported as expenses, under "Other costs" in the comprehensive income statement.

The Company maintains a register of payments to the compensation system and profits generated in connection with the management of funds collected by the KDPW in the compensation scheme in a manner that enables calculation of the balances of payments made and profits accrued.

4.6 Intangible assets

Intangible assets include the Company's assets which do not exist physically, which are identifiable and can be reliably measured, and which will give the Company economic benefits in the future.

Intangible assets are disclosed initially at cost of acquisition or production. As at the balance sheet date, intangible assets are carried at cost less accumulated amortisation and impairment write-offs, if any.

Intangible assets arising as a result of development works are disclosed in the statement of financial position, provided that the following conditions are met:



- from a technical point of view, it is feasible to complete the intangible asset so that it is available for use or sale;
- it is possible to demonstrate the intent to complete the intangible asset and to use and sell it;
- the intangible asset will be fit for use or sale;
- it is known how the intangible asset will generate probable future economic benefits;
- technical and financial resources necessary to complete development works and its use or sale will be provided;
- it is possible to reliably measure the expenditures attributable to the intangible asset during its development.

The expenditures attributable to the intangible asset during its development and expenditures that do not meet the above criteria are disclosed as expenses in the comprehensive income statement as on the date they were incurred.

Amortisation of intangible assets is carried out on the basis of rates reflecting their estimated useful lives. The Company has no intangible assets with an indefinite useful life. The straight-line method is applied to depreciate intangible assets with a definite useful life. The useful life of the respective intangible assets is as follows:

TYPE	DEPRECIATION PERIOD
Software licences	5 years
Intangible assets manufactured internally	5 years

Intangible assets are tested for impairment, whenever there is an indication of impairment, however with regard to intangible assets in the period of realisation, a potential impairment is defined at each balance sheet date. Effects of impairment and of amortisation of intangible assets are disclosed under operating expenses.

Intangible assets held under finance lease agreements are depreciated over their expected useful life, in the same manner as own assets, but for a period no longer than the term of the lease.

Gains or losses from sale / liquidation or discontinued use of items of property, plant and equipment are defined as the difference between revenue from sales and the carrying amount of these items, and disclosed in the comprehensive income statement.

4.7 Property, plant and equipment

Property, plant and equipment include items of property, plant and equipment as well as expenses for property, plant and equipment under construction which the Company intends to use in connection with its operations and for administration purposes, in a period of over 1 year, and which will bring economic benefits in the future. Expenditures on property, plant and equipment include actual capital expenditures, as well as expenditures for future supplies of equipment and services connected with the development of items of property, plant and equipment (prepayments made). Property, plant and equipment include significant specialist spare parts which are elements of a tangible asset.

Property, plant and equipment and expenses for property, plant and equipment under construction are initially disclosed at cost of acquisition or production. Significant components are also treated as separate items of property, plant and equipment. As at the balance sheet date, property, plant and equipment is carried at cost less depreciation and impairment write-offs, if any.

Depreciation of property, plant and equipment, including their components, is carried out on the basis of rates reflecting their estimated useful lives, and starts in the month following the month they are accepted for use. Useful life estimates are reviewed on an annual basis. The straight-line method is applied to depreciate property, plant and equipment. The useful life of the respective items of property, plant and equipment is as follows:

TYPE	DEPRECIATION PERIOD
Computers	3 years
Vehicles	5 years
Office furniture and equipment	5 years

Assets held under finance lease agreements are depreciated over their expected useful life, in the same manner as own assets, but for a period no longer than the term of lease.

Gains or losses from sale / liquidation or discontinued use of items of property, plant and equipment are defined as the difference between revenue from sales and the carrying amount of these items, and disclosed in the comprehensive income statement.



4.8 Lease

Lease is classified as finance lease if, under an agreement, substantially all potential profits and risk from holding a leased object is transferred to the lessee. All other types of lease are treated as operating lease.

Assets used under finance lease agreements are treated as the Company's assets and measured at fair value at the time of acquisition, but no higher than the current value of the minimum lease payments. The liability to the lessor is disclosed in the statement of financial position, under "Other liabilities".

Lease payments are divided into the interest portion and reduction in the lease liability to ensure that the interest rate on the remaining liability is constant. Finance costs are entered directly in the comprehensive income statement unless they can be directly ascribed to appropriate assets. In such cases, they are capitalised in accordance with the Company's accounting policies concerning debt service costs. Contingent lease payments are entered under expenses at the time they were incurred.

Payments under operating lease are reported as expenses of the period, using the straight line method, over the term of lease, except for cases where another systematic settlement basis is more representative for the time pattern governing the consumption of economic benefits resulting from leasing a given asset. Contingent operating lease payments are entered under expenses at the time they were incurred. The Company has operating lease agreements for the lease of office premises.

If there were special incentives to enter into an operating lease agreement, they are recognised as liabilities. Aggregate benefits connected with such incentives are disclosed as a decrease in rent expenses, using the straight-line method, except for cases where another consistent basis is more representative of the time pattern governing the consumption of economic benefits resulting from leasing a given asset.

4.9 Impairment of property, plant and equipment and intangible assets except goodwill

As at each balance sheet date, the Company reviews the carrying amounts of its property, plant and equipment and intangible assets for indications of impairment. If such indications are identified, the Company estimates the recoverable amount of a given asset in order to determine the potential write-down thereon. When an asset does not generate cash flows that are largely independent of those from other assets, an analysis is carried out for the Company's cash-generating assets to which a given asset belongs. Where it is possible to specify a reliable and uniform allocation basis, the Company's property, plant and equipment are allocated to the relevant cash-generating units or the smallest clusters of cash-generating units for which such reliable and uniform allocation bases can be established.

For intangible assets with an indefinite useful life, an impairment test is performed yearly and whenever there are any indications of potential impairment.

The recoverable amount is calculated as the higher of: fair value less selling costs or value-in-use. The latter value represents the current value of estimated future cash flows discounted using the discount rate before tax taking into account the current market time value of money and the asset-specific risk.

If the recoverable amount is lower than the carrying amount of an asset (or a cash-generating unit), the carrying amount of the asset or the unit is decreased to the recoverable amount. Impairment loss is recognised promptly as the cost of the period when it occurred.

If the impairment loss is then reversed, the net value of an asset (or a cash-generating unit) is increased to the newly estimated recoverable amount, however no higher than the carrying amount of the assets that would be established had the impairment loss of an asset / cash-generating unit not been recognised in the preceding years. A reversal of impairment losses is disclosed promptly in the comprehensive income statement.

4.10 Provisions for liabilities

Provisions for liabilities are established when the Company has an existing legal or constructive obligation connected with past events and it is probable that the performance of this obligation will result in an outflow of funds representing economic benefits, and the amount of the liability can be reliably assessed, although the amount or maturity of the liability are not certain.

The amount of the provision recognised reflects the most accurate estimates possible of the amount required to settle the current liability as at the balance sheet date, taking into account risk and uncertainty connected with this liability. In the event of measuring a provision using the estimated cash flow method necessary to settle the current liability, its carrying amount reflects the current value of such cash flows.



If it is probable that some or all of the economic benefits required to settle a provision can be recovered from a third party, such receivable will be recognised as an asset, provided that the probability of recovery is sufficiently high and can be reliably assessed.

4.10.1 Onerous contracts

Current liabilities under onerous contracts are disclosed as provisions. A contract entered into by the Company is considered to be onerous if it involves inevitable costs of performance of contractual obligations whose value exceeds the value of economic benefits expected under the contract.

4.11 Equity

Equity includes capitals and funds established in compliance with the mandatory legal regulations, i.e. applicable laws and the statute. Retained profit is also disclosed under equity. Share capital is disclosed in the amount set out in the Company's Statute. Unregistered payments to the share capital are disclosed under the Company's equity and reported in the nominal amount of the payment received.

4.12 Customers' financial instruments and nominal values of transactions on derivatives (off-balance sheet items)

Off-balance sheet items include: the nominal values of derivatives in transactions executed with customers and brokers in the OTC market, and the values of financial instruments of the Company's customers, acquired on the regulated stock exchange market and deposited in the accounts of the Company's customers.

4.13 The result of operations on financial instruments

The result of operations on financial instruments covers all realised and unrealised income and expenses connected with trading in financial instruments, including dividend, interest and FX rate differences. The result of operations on financial instruments is calculated as the difference between the value of the instrument at the sale price and the purchase price.

The result of operations on financial instruments is composed of the following items:

- Result on financial assets held for trading: result on financial instruments on transactions with customers and brokers;
- The net income/(costs) on financial assets held to maturity: result on debt securities (interest result calculated using the effective interest rate method);
- Gains from the sale of investments in a subsidiary
- Discounts for customers and commissions for introducing brokers depend on the actual volume of trading in the financial instruments. This item decreases the result on transactions in financial instruments.

4.14 Fee and commission income and expenses

Fee and commission income includes brokerage fees and other charges against financial services charged to customers, and is disclosed at the date when the customer enters into a given transaction.

Fee and commission expenses are connected with financial brokerage services acquired by the Company, and disclosed at the date when the services were provided.

4.15 Cost of employee benefits

Short-term employee benefits, including specific contributions to benefit schemes, are disclosed in the period when the Company received a given benefit from an employee, and in the case of profit distribution or bonus payments, when the following conditions are met:

- the entity has a present legal or constructive obligation to make such payments as a result of past events; and
- a reliable estimate of the obligation can be made.

For paid leave benefits, employee benefits are recognised to the extent of accumulated paid leave, at the time of performance of work that increases the entitlement to future paid absences (provision for unused holidays). Non-accumulating paid absences are recognised when the absences occur.



Post-employment benefits in the form of benefit schemes (retirement severance pays) and other long-term benefits (length of service bonuses, etc.) are determined using the projected personal right method, with an actuarial valuation performed at each balance sheet date. Actuarial gains and losses are disclosed in full in the comprehensive income statement. Past service costs are recognised promptly to the extent in which they pertain to benefits already gained, and in other cases amortised with the straight line method for the average period after which such benefits are gained.

Besides, the Company offers a share options scheme for key employees, who received the right to shares before 2012, constituting a payment Program in the form of shares settled in equity instruments. The costs of services rendered by the employees in return for the rights granted are included in the comprehensive income statement in correspondence with the equity (IFRS 2) in the period of rights acquisition.

Pursuant to the requirements of the Regulation of the Minister of Finance of 2 December 2011 on the principles of defining the policy of variable remuneration elements for the management staff by brokerage houses, starting from 2012, the Company applies the policy of variable remuneration elements for the persons occupying key positions. Benefits granted to the employees within the framework of the Program of variable remuneration elements are granted in cash – 50 per cent and in the form of the financial instruments whose value is related to the Company's financial standing – 50 per cent. The part of benefits granted in the form of financial instruments whose value is related to the Company's financial standing, is paid in cash within three years after the date of being granted. The provision for employee benefits due to variable remuneration elements is recognised in accordance with IAS 19 in the comprehensive income statement in "Employee benefits and remuneration".

4.16 Finance income and costs

Finance income includes interest income on funds invested by the Company. Finance costs consist of interest expense paid to customers, interest on finance lease paid and other interest on liabilities.

Interest income and expenses are disclosed in profits or losses of the current period, using the effective interest rate method.

Dividend income is disclosed at the time when the shareholders' right to obtain such dividend is established.

Finance income and costs also include gains and losses arising from foreign exchange rate differences, disclosed in net amounts.

4.17 Tax

The entity's income tax comprises current tax due and deferred tax.

4.17.1 Current tax

Current tax liability is calculated on the basis of the tax result (taxable base) for a given financial year. The tax profit (loss) is different from the accounting net profit (loss) because it does not include non-taxable income and non-deductible expenses. Tax expenses are calculated on the basis of tax rates in force in a given financial year and pursuant to the tax regulations of the countries in which the branches of the Company and its subsidiaries are located.

4.17.2 Deferred income tax

Deferred tax is calculated using the balance sheet method, based on differences between the carrying amounts of assets and liabilities and corresponding tax values used to calculate the tax basis.

Deferred tax liability is established on all taxable positive temporary differences, while deferred tax assets are recognised up to the probable amount of a reduction in future taxable profit by recognised deductible temporary differences and tax losses or credits that the Company may use.

The value of deferred tax assets is assessed as on each balance sheet date and if the expected future taxable profits are not sufficient to realise an asset or its portion, a write-down will be performed.

Deferred tax is calculated based on tax rates that will be applicable when the asset is realised or the liability becomes due. In the statement of financial position, deferred tax is disclosed upon off-set to the extent that it applies to the same tax residency.



4.17.3 Current and deferred tax for the current reporting period

Current and deferred tax is disclosed in the comprehensive income statement, except for cases in which it pertains to items that credit or debit other comprehensive income directly, because then the tax is also disclosed in the other comprehensive income statement, or when it is the result of an initial calculation of a business combination.

4.18 Earnings per share

Earnings per share for each period is calculated by dividing the net profit for the period by the weighted average number of shares outstanding during the reporting period.

5. Material estimates and valuations

In order to prepare its financial statements in accordance with the IFRS, the Company has to make certain estimates and assumptions that affect the amounts disclosed in the financial statements. Estimates and assumptions subject to day-to-day evaluation by the Company's management are based on experience and other factors, including expectations as to future events that seem justified in the given situation. The results are a basis for estimates of carrying amounts of assets and liabilities. Although the estimates are based on best knowledge regarding the current conditions and actions taken by the Company, actual results may differ from the estimates. Adjustments to estimates are recognised during the reporting period in which the adjustment was made provided that such adjustment refers only to the given period or in subsequent periods if the adjustment affects both the current period and subsequent periods. The most important areas for which the Company makes estimates are presented below.

5.1 Impairment of assets

As at each balance sheet date, the Company determines whether there are any indications of impairment of a given financial asset or group of financial assets. In particular, the Company tests its past due receivables for impairment and writes down the estimated amount of doubtful and uncollectible receivables.

At each balance sheet date, the Company assesses whether there are objective indications of impairment of other assets, including intangible assets. Impairment is recognised when it is highly likely that all or a significant part of the respective assets will not bring about the expected economic benefits, e.g. as a result of expiry of licences or decommissioning.

5.2 Deferred income tax assets

At each balance sheet date, the Company assesses the likelihood of settlement of unused tax credits with the estimated future taxable profit, and recognises the deferred tax asset only to the extent that it is probable that future taxable profit will be available against which the unused tax credits can be utilised.

5.3 Impairment of property, plant and equipment

At each balance sheet date, the Company assesses whether there are any indications that assets may be impaired. If any such indication exists, the Company formally makes an estimate of the recoverable amount. When the carrying amount of a given asset exceeds its recoverable amount, its impairment is recognized and it is written down to its recoverable amount. The recoverable amount is the higher of the following two amounts: the fair value of a given asset or cash-generating unit, less costs of disposal or value in use determined for individual assets.

5.4 Fair value measurement

Information on estimates relative to fair value measurement is presented in note 40 – Risk management.

5.5 Other estimates

Provisions for liabilities connected with retirement, pension and death benefits are calculated using the actuarial method by an independent actuary as the current value of the Company's future amounts due to employees, based on their employment and salaries as at the balance sheet date. The calculation of the provision amount is based on a number of assumptions, regarding both macroeconomic conditions and employee turnover, risk of death, and others.

Provision for unused holidays is calculated on the basis of the estimated payment of holiday benefits, based on the number of unused holidays, and remuneration as at the balance sheet date. Provisions for legal risk are calculated on the basis of the



estimated amount of outflow of cash in the case in which it is probable that such outflow will occur, if the given case ends unsuccessfully.

6. Operating income

6.1 Result of operations on financial instruments

(IN PLN'000)	TWELVE-MONTH PERIOD	
	31.12.2017	31.12.2016
Financial assets held for trading (CFD)		
Index CFDs	168 852	117 756
Currency CFDs	67 752	71 398
Commodity CFDs	33 098	58 069
Stock CFDs	1 899	1 454
Bond CFDs	(83)	1 116
Total CFDs	271 518	249 793
Options		
Currency options	5 330	3 434
Index options	1 279	1 212
Commodity options	272	672
Bond options	3	14
Total options	6 884	5 332
Gain on transactions in financial instruments available for sale	2 835	17
Gross gain on transactions in financial instruments	281 237	255 142
Bonuses and discounts paid to customers	(1 852)	(2 825)
Commission paid to cooperating brokers	(31 861)	(46 310)
Net gain on transactions in financial instruments	247 524	206 007

Bonuses paid to customers are strictly related to trading in financial instruments by the customer with Company. Customers receive discounts and bonuses under bonus campaigns where the condition for awarding a bonus is the generation of a top-down determined trade volume in financial instruments in a specified period.

The Company concludes cooperation agreements with introducing brokers who receive commissions which depend on the trade generated under the cooperation agreements. The income generated and the costs incurred between the Company and particular brokers relate to the trade between the broker and customers that are not his customers.

6.2 Income from fees and charges

(IN PLN'000)	TWELVE-MONTH PERIOD	
	31.12.2017	31.12.2016
Fees and charges from institutional clients	2 995	3 388
Fees and charges from retail clients	1 052	1 341
Total income from fees and charges	4 047	4 729

Other fees and charges refer to commission received from institutional partners and regulatory commission charged to retail customers.

6.3 Geographical areas

(IN PLN'000)	TWELVE-MONTH PERIOD	
	31.12.2017	31.12.2016
Operating income		
Central and Eastern Europe	131 190	128 525
- including Poland	78 098	79 619
Western Europe	119 095	82 467
- including Spain	56 550	45 177
Latin America and Turkey	1 408	(180)
Total operating income	251 693	210 812



The countries from which the Company derives each time 15% and over of its revenue are: Poland and Spain. The share of other countries in the structure of the Company's revenue by geographical area does not in any case exceed 15%. Due to the overall share in the Company's revenue, Poland and Spain were set apart for presentation purposes within the geographical area.

The Company breaks its revenue down into geographical area by country in which a given customer was acquired.

7. Salaries and employee benefits

(IN PLN'000)	TWELVE-MONTH PERIOD	
	31.12.2017	31.12.2016
Salaries	(47 661)	(44 890)
Social insurance and other benefits	(9 699)	(8 621)
Employee benefits	(1 886)	(1 657)
Total salaries and employee benefits	(59 246)	(55 168)

8. Marketing

(IN PLN'000)	TWELVE-MONTH PERIOD	
	31.12.2017	31.12.2016
Marketing online	(15 222)	(24 096)
Marketing offline	(6 348)	(6 618)
Advertising campaigns	(922)	(7 780)
Competitions for clients	(121)	(153)
Total marketing	(22 613)	(38 647)

Marketing activities carried out by the Company are mainly focused on Internet marketing, which is also supported by other marketing activities.

Since 1 January 2017 the Company presents:

- the costs of emailing system and sales system in the position of other external services. These costs in 2017 amounted to PLN 1 414 thousand. These costs in 2016 are presented as marketing online and amount to PLN 1 066 thousand.
- the costs of financial intermediary services as a separate position of other external services. These costs in 2017 amounted to PLN 2 605 thousand. These costs in 2016 are presented as marketing online and marketing offline and amounted to PLN 1 296 thousand.

9. Costs of maintenance and lease of buildings

(IN PLN'000)	TWELVE-MONTH PERIOD	
	31.12.2017	31.12.2016
Lease costs	(4 157)	(4 374)
Maintenance costs	(1 360)	(958)
Other costs	(326)	(440)
Total costs of maintenance and lease of buildings	(5 843)	(5 772)

10. Other external services

(IN PLN'000)	TWELVE-MONTH PERIOD	
	31.12.2017	31.12.2016
Support database systems	(5 732)	(4 174)
Market data delivery	(4 415)	(3 669)
Intermediary services	(2 605)	-
Legal and advisory services	(2 325)	(4 269)
IT support services	(1 800)	(1 017)
Internet and telecommunications	(1 781)	(2 023)
Accounting and audit services	(1 063)	(1 113)
Recruitment	(246)	(265)
Postal and courier services	(139)	(145)
Other external services	(730)	(552)
Total other external services	(20 836)	(17 227)



Since 1 January 2017 the Company presents:

- the costs of emailing system and sales system in the position of other external services. These costs in 2017 amounted to PLN 1 414 thousand. These costs in 2016 are presented as marketing online and amount to PLN 1 066 thousand.

- the costs of financial intermediary services as a separate position of other external services. These costs in 2017 amounted to PLN 2 605 thousand. These costs in 2016 are presented as marketing online and marketing offline and amounted to PLN 1 296 thousand.

11. Commission expenses

(IN PLN'000)	TWELVE-MONTH PERIOD	
	31.12.2017	31.12.2016
Bank commissions	(2 767)	(1 465)
Stock exchange fees and charges	(1 992)	(1 760)
Commissions of foreign brokers	(310)	(339)
Total commission expenses	(5 069)	(3 564)

12. Other expenses

(IN PLN'000)	TWELVE-MONTH PERIOD	
	31.12.2017	31.12.2016
Materials	(842)	(813)
Business trips	(641)	(680)
Compensations	(335)	(306)
Insurance	(174)	(183)
Representation	(88)	(163)
Membership fees	(46)	(71)
Loss on liquidation of fixed assets	(37)	-
Receivables impairment write-downs	63	(1 376)
Other	(6)	(102)
Total other expenses	(2 106)	(3 694)

Write-downs of receivables are the result of the debit balances which arose in customers' accounts in that period.

13. Finance income and costs

(IN PLN'000)	TWELVE-MONTH PERIOD	
	31.12.2017	31.12.2016
Interest income		
Interest on own cash	666	149
Interest on customers' cash	727	1 130
Total interest income	1 393	1 279
Foreign exchange gains	-	5 791
Other finance income	918	84
Total finance income	2 311	7 154

(IN PLN'000)	TWELVE-MONTH PERIOD	
	31.12.2017	31.12.2016
Interest expense		
Interest paid to customers	(661)	(739)
Interest paid under lease agreements	(4)	(10)
Other interest	(34)	(175)
Total interest expense	(699)	(924)
Foreign exchange losses	(14 398)	(160)
Other finance costs	-	(6)
Total finance costs	(15 097)	(1 090)



Foreign exchange differences relate to unrealised differences on the measurement of balance sheet items denominated in a currency other than the functional currency.

14. Segment information

For management reporting purposes, the Company's operations are divided into the following two business segments:

1. Retail operations, which include the provision of trading in financial instruments for individual customers.
2. Institutional activity, which includes the provision of trading in financial instruments and offering trade infrastructure to entities (institutions), which in turn provide services of trading in financial instruments for their own customers under their own brand.

These segments do not aggregate other lower-level segments. The management monitors the results of the operating segments separately, in order to decide on the implementation of strategies, allocation of resources and performance assessment. Operations in segment are assessed on the basis of segment profitability and its impact on the overall profitability reported in the financial statements.

Transfer prices between operating segments are based on market prices, according to the principles similar to those applied in settlements with unrelated parties.

The Company concludes transactions only with external clients. Transactions between operating segments are not concluded.

Valuation of assets and liabilities, incomes and expenses of segments is based on the accounting policies applied by the Company.

The Company does not allocate financial activity and corporate income tax burden on business segments.



COMPREHENSIVE INCOME STATEMENT FOR TWELVE-MONTH PERIOD ENDED 31.12.2017 (IN PLN'000)	RETAIL OPERATIONS	INSTITUTIONAL OPERATIONS	TOTAL REPORTING SEGMENTS	COMPREHENSIVE INCOME STATEMENT
Net result on transactions in financial instruments	215 876	31 648	247 524	247 524
CFDs				
Index CFDs	136 762	32 090	168 852	168 852
Currency CFDs	64 465	3 287	67 752	67 752
Commodity CFDs	36 048	(2 950)	33 098	33 098
Stock CFDs	1 849	50	1 899	1 899
Bond CFDs	(42)	(41)	(83)	(83)
Options				
Currency options	5 330	-	5 330	5 330
Index options	1 279	-	1 279	1 279
Commodity options	272	-	272	272
Bond options	3	-	3	3
Gain on transactions in financial instruments available for sale	2 835	-	2 835	2 835
Bonuses and discounts paid to customers	(1 852)	-	(1 852)	(1 852)
Commissions paid to cooperating brokers	(31 073)	(788)	(31 861)	(31 861)
Fee and commission income	1 052	2 995	4 047	4 047
Other income	122	-	122	122
Total operating income	217 050	34 643	251 693	251 693
Salaries and employee benefits	(57 652)	(1 594)	(59 246)	(59 246)
Marketing	(22 266)	(347)	(22 613)	(22 613)
Other external services	(19 968)	(868)	(20 836)	(20 836)
Cost of maintenance and lease of buildings	(5 742)	(101)	(5 843)	(5 843)
Amortization and depreciation	(3 921)	(3)	(3 924)	(3 924)
Taxes and fees	(1 734)	(11)	(1 745)	(1 745)
Commission expense	(5 068)	(1)	(5 069)	(5 069)
Other expenses	(1 947)	(159)	(2 106)	(2 106)
Total operating expenses	(118 298)	(3 084)	(121 382)	(121 382)
Operating profit	98 752	31 559	130 311	130 311
Impairment of investments in subsidiaries	-	-	-	(11 877)
Finance income	-	-	-	2 311
Finance costs	-	-	-	(15 097)
Profit before tax	-	-	-	105 648
Income tax	-	-	-	(18 250)
Net profit	-	-	-	87 398



ASSETS AND LIABILITIES AS AT 31.12.2017 (IN PLN'000)	RETAIL OPERATIONS	INSTITUTIONAL OPERATIONS	TOTAL REPORTING SEGMENTS	STATEMENT OF FINANCIAL POSITION
Customers' cash and cash equivalents	305 663	28 437	334 100	334 100
Financial assets held for trading	111 808	6 356	118 164	118 164
Other assets	400 638	489	401 127	401 127
Total assets	818 109	35 282	853 391	853 391
Amounts due to customers	342 971	31 959	374 930	374 930
Financial liabilities held for trading	32 000	2 834	34 834	34 834
Other liabilities	30 778	-	30 778	30 778
Total liabilities	405 749	34 793	440 542	440 542



COMPREHENSIVE INCOME STATEMENT FOR TWELVE-MONTH PERIOD ENDED 31.12.2016 (IN PLN'000)	RETAIL OPERATIONS	INSTITUTIONAL OPERATIONS	TOTAL REPORTING SEGMENTS	COMPREHENSIVE INCOME STATEMENT
Net result on transactions in financial instruments	192 526	13 481	206 007	206 007
CFDs				
Index CFDs	108 008	9 748	117 756	117 756
Currency CFDs	67 437	3 961	71 398	71 398
Commodity CFDs	55 055	3 014	58 069	58 069
Stock CFDs	1 400	54	1 454	1 454
Bond CFDs	1 060	56	1 116	1 116
Options				
Currency options	3 424	10	3 434	3 434
Index options	1 210	2	1 212	1 212
Commodity options	666	6	672	672
Bond options	14	-	14	14
Gain on transactions in financial instruments available for sale	17	-	17	17
Bonuses and discounts paid to customers	(2 825)	-	(2 825)	(2 825)
Commissions paid to cooperating brokers	(42 940)	(3 370)	(46 310)	(46 310)
Fee and commission income	1 341	3 388	4 729	4 729
Other income	76	-	76	76
Total operating income	193 943	16 869	210 812	210 812
Salaries and employee benefits	(54 221)	(947)	(55 168)	(55 168)
Marketing	(38 647)	-	(38 647)	(38 647)
Other external services	(16 245)	(982)	(17 227)	(17 227)
Cost of maintenance and lease of buildings	(5 713)	(59)	(5 772)	(5 772)
Amortization and depreciation	(4 309)	(25)	(4 334)	(4 334)
Taxes and fees	(1 493)	(8)	(1 501)	(1 501)
Commission expense	(3 563)	(1)	(3 564)	(3 564)
Other expenses	(3 651)	(43)	(3 694)	(3 694)
Total operating expenses	(127 842)	(2 065)	(129 907)	(129 907)
Operating profit	66 101	14 804	80 905	80 905
Finance income	-	-	-	7 154
Finance costs	-	-	-	(1 090)
Profit before tax	-	-	-	86 969
Income tax	-	-	-	(13 970)
Net profit	-	-	-	72 999



ASSETS AND LIABILITIES AS AT 31.12.2016 (IN PLN'000)	RETAIL OPERATIONS	INSTITUTIONAL OPERATIONS	TOTAL REPORTING SEGMENTS	STATEMENT OF FINANCIAL POSITION
Customers' cash and cash equivalents	318 141	34 689	352 830	352 830
Financial assets held for trading	85 294	4 930	90 224	90 224
Other assets	330 784	1 533	332 317	332 317
Total assets	734 219	41 152	775 371	775 371
Amounts due to customers	316 132	34 689	350 821	350 821
Financial liabilities held for trading	19 583	2 064	21 647	21 647
Other liabilities	38 222	406	38 628	38 628
Total liabilities	373 937	37 159	411 096	411 096



15. Cash and cash equivalents

Broken down by type

(IN PLN'000)	31.12.2017	31.12.2016
In current bank accounts	656 566	582 494
Short-term bank deposits	488	4 278
Cash and cash equivalents in total	657 054	586 772

Restricted own and customers' cash

(IN PLN'000)	31.12.2017	31.12.2016
Customers' cash and cash equivalents	334 100	352 830
Own cash and cash equivalents	322 954	233 942
Cash and cash equivalents in total	657 054	586 772

Customers' cash and cash equivalents include the value of clients' open transactions.

16. Financial assets held for trading

(IN PLN'000)	31.12.2017	31.12.2016
CFDs		
Index CFDs	52 445	54 459
Currency CFDs	25 409	20 164
Commodity CFDs	12 144	12 896
Stock CFDs	5 108	2 341
Bond CFDs	91	364
Stocks	22 967	-
Total assets held for trading	118 164	90 224

Detailed information on the estimated fair value of the instrument is presented in note 40.1.1.

17. Investments in subsidiaries

(IN PLN'000)	31.12.2017	31.12.2016
At the beginning of the reporting period	66 095	63 447
Increase	2 958	2 648
Decrease	(16)	-
Impairment of investments in subsidiaries	(11 877)	-
At the end of the reporting period	57 160	66 095

Detailed information on subsidiaries

NAME OF SUBSIDIARY	COUNTRY OF REGISTERED OFFICE	31.12.2017		31.12.2016	
		NOMINAL VALUE OF SHARES (IN PLN'000)	SHARE IN CAPITAL %	NOMINAL VALUE OF SHARES (IN PLN'000)	SHARE IN CAPITAL %
XTB Limited	Great Britain	20 139	100%	20 139	100%
X Open Hub Sp. z o.o.	Poland	5	100%	5	100%
DUB Investments	Cyprus	4 568	100%	4 568	100%
X-Trade Brokers Menkul Degerler A.Ş.	Turkey	29 489	100%	41 367	100%
Lirsar S.A.	Uruguay	-	-	16	100%
XTB International Limited	Belize	2 427	100%	-	-
XTB Chile SpA	Chile	403	100%	-	-
XTB Services Limited	Cyprus	129	100%	-	-
Total		57 160		66 095	



In February 2016 the Company acquired 1 000 new shares in the capital increase of its subsidiary DUB Investments Ltd with a total nominal value of EUR 1 000, additionally the value of each share was increased by share premium in the amount of EUR 599, the total value of share premium amounted to EUR 599 000. The value of shares in the reporting currency amounted to PLN 2 648 thousand. As a result of the above transaction the Company kept 100% share in subsidiary's capital.

On 17 February 2017 the Company created subsidiary XTB Chile SpA. The Company has 100% shares in subsidiary. XTB Chile SpA will provide services to acquire customers from the territory of Chile.

On 23 February 2017 the Company purchased 100% of shares in CFDs Prime with its seat in Belize. On 20 March 2017 this company changed its name from CFDs Prime Limited to XTB International Limited.

On 27 July 2017 the Company purchased 100% of shares in Jupette Limited with its seat in Cyprus for the price of EUR 1 000. On 8 August 2017 the Company acquired 29 000 shares in the increased capital of subsidiary. As a result of the above transaction the Company kept 100% share in subsidiary's capital. On 5 September 2017 the subsidiary changed its name from to XTB Services Limited.

In December 2017 Lirsar with its seat in Uruguay was liquidated. On 14 December 2017 the subsidiary's capital together with the retained earnings was transferred to Company.

The scope of activities of subsidiaries:

- XTB Limited – brokerage activity
- DUB Investments Ltd – brokerage activity
- X Open Hub Sp. z o.o. – applications and electronic trading technology offering
- X Trade Brokers Menkul Değerler A.Ş. – brokerage activity
- Lirsar S.A. – financial advisory
- XTB International Limited – brokerage activity
- XTB Chile SpA – brokerage activity
- XTB Services Limited – marketing activity

Impairment of investments in subsidiaries

In the period ended 31 December 2017 the Company recognized a write-off due to impairment of its investment in a subsidiary in Turkey in the amount of PLN 11 877. The impairment was recognized due to the decision made by the Company's Management Board on the 18 May 2017 to withdraw from activity in Turkey through taking actions intended to phase out XTB's activity on this market and liquidation of the subsidiary in Turkey. On 30 November 2017 the Management Board of X-Trade Brokers Dom Maklerski S.A. took a decision on withholding the actions designed to terminate the activities on Turkish market and liquidation of subsidiary X Trade Brokers Menkul Degerler A.S. by the end of the first half of 2018 due to identified indications of providing favourable reduced regulations for the investment companies by the Turkish regulator. Due to the above the Company's Management Board does not exclude the recommencement of its activity in Turkey. In the analogical period of previous year the impairment write-off did not occur. The impairment write-off was presented as impairment of investments in subsidiaries in comprehensive income statement.

18. Loans and other receivables

(IN PLN'000)	31.12.2017	31.12.2016
Gross amounts due from customers	4 964	11 578
Impairment write-downs of receivables	(2 480)	(2 539)
Total amounts due from customers	2 484	9 039
Deposits	1 253	1 096
Statutory receivables	611	145
Trade receivables due from related parties	430	638
Trade receivables	282	388
Loans granted to related parties	-	730
Total other receivables	5 060	12 036



Movements in impairment write-downs of receivables

(IN PLN'000)	31.12.2017	31.12.2016
Impairment write-downs of receivables – at the beginning of the reporting period	(2 539)	(1 044)
Write-downs recorded	(51)	(1 658)
Write-downs reversed	114	282
Write-downs utilized	(4)	(119)
Impairment write-downs of receivables – at the end of the reporting period	(2 480)	(2 539)

Write-downs of receivables in 2017 and 2016 resulted from the debit balances which arose in customers' accounts in those periods.

19. Prepayments and deferred costs

(IN PLN'000)	31.12.2017	31.12.2016
Advertising	1 186	645
CRM	636	1 298
Licenses and news services	224	299
Insurance	205	221
Prepaid rent	196	182
Database application	95	76
Settlement of bonuses	-	11
Other	119	159
Total prepayments and deferred costs	2 661	2 891



20. Intangible assets

Intangible assets in the period from 1 January 2017 to 31 December 2017

(IN PLN'000)	LICENCES FOR COMPUTER SOFTWARE	INTANGIBLE ASSETS MANUFACTURED INTERNALLY	OTHER INTANGIBLE ASSETS	ADVANCES FOR INTANGIBLE ASSETS	TOTAL
Gross value as at 1 January 2017	5 031	10 792	-	-	15 823
Additions	482	-	-	-	482
Sale and scrapping	(94)	-	-	-	(94)
Net foreign exchange differences	(16)	-	-	-	(16)
Gross value as at 31 December 2017	5 403	10 792	-	-	16 195
Accumulated amortization as at 1 January 2017	(4 236)	(7 451)	-	-	(11 687)
Amortization for the current period	(461)	(2 044)	-	-	(2 505)
Sale and scrapping	94	-	-	-	94
Net foreign exchange differences	14	-	-	-	14
Accumulated amortization as at 31 December 2017	(4 589)	(9 495)	-	-	(14 084)
Net book value as at 1 January 2017	795	3 341	-	-	4 136
Net book value as at 31 December 2017	814	1 297	-	-	2 111

Intangible assets manufactured internally relate to a financial instrument trading platform and applications compatible with this platform.



Intangible assets in the period from 1 January 2016 to 31 December 2016

(IN PLN'000)	LICENCES FOR COMPUTER SOFTWARE	INTANGIBLE ASSETS MANUFACTURED INTERNALLY	OTHER INTANGIBLE ASSETS	ADVANCES FOR INTANGIBLE ASSETS	TOTAL
Gross value as at 1 January 2016	4 822	10 792	-	-	15 614
Additions	184	-	-	-	184
Sale and scrapping	(4)	-	-	-	(4)
Net foreign exchange differences	29	-	-	-	29
Gross value as at 31 December 2016	5 031	10 792	-	-	15 823
Accumulated amortization as at 1 January 2016	(3 696)	(5 292)	-	-	(8 988)
Amortization for the current period	(516)	(2 159)	-	-	(2 675)
Sale and scrapping	2	-	-	-	2
Net foreign exchange differences	(26)	-	-	-	(26)
Accumulated amortization as at 31 December 2016	(4 236)	(7 451)	-	-	(11 687)
Net book value as at 1 January 2016	1 126	5 500	-	-	6 626
Net book value as at 31 December 2016	795	3 341	-	-	4 136

Intangible assets manufactured internally relate to a financial instrument trading platform and applications compatible with this platform.



21. Property, plant and equipment

Property, plant and equipment in the period from 1 January 2017 to 31 December 2017

(IN PLN'000)	COMPUTER SYSTEMS	OTHER PROPERTY, PLANT AND EQUIPMENT	PROPERTY, PLANT AND EQUIPMENT UNDER CONSTRUCTION	ADVANCES FOR PROPERTY, PLANT AND EQUIPMENT	TOTAL
Gross value as at 1 January 2017	8 726	5 724	143	-	14 593
Additions	853	395	(54)	-	1 194
Sale and scrapping	(1 007)	(381)	-	-	(1 388)
Net foreign exchange differences	(63)	(120)	-	-	(183)
Gross value as at 31 December 2017	8 509	5 618	89	-	14 216
Accumulated amortization as at 1 January 2017	(7 050)	(4 428)	-	-	(11 478)
Amortization for the current period	(1 003)	(416)	-	-	(1 419)
Sale and scrapping	1 007	285	-	-	1 292
Net foreign exchange differences	51	102	-	-	153
Accumulated amortization as at 31 December 2017	(6 995)	(4 457)	-	-	(11 452)
Net book value as at 1 January 2017	1 676	1 296	143	-	3 115
Net book value as at 31 December 2017	1 514	1 161	89	-	2 764



Property, plant and equipment in the period from 1 January 2016 to 31 December 2016

(IN PLN'000)	COMPUTER SYSTEMS	OTHER PROPERTY, PLANT AND EQUIPMENT	PROPERTY, PLANT AND EQUIPMENT UNDER CONSTRUCTION	ADVANCES FOR PROPERTY, PLANT AND EQUIPMENT	TOTAL
Gross value as at 1 January 2016	7 710	6 115	141	-	13 966
Additions	1 167	118	-	-	1 285
Sale and scrapping	(190)	(602)	-	-	(792)
Net foreign exchange differences	39	93	2	-	134
Gross value as at 31 December 2016	8 726	5 724	143	-	14 593
Accumulated amortization as at 1 January 2016	(6 180)	(4 329)	-	-	(10 509)
Amortization for the current period	(1 026)	(633)	-	-	(1 659)
Sale and scrapping	187	602	-	-	789
Net foreign exchange differences	(31)	(68)	-	-	(99)
Accumulated amortization as at 31 December 2016	(7 050)	(4 428)	-	-	(11 478)
Net book value as at 1 January 2016	1 530	1 786	141	-	3 457
Net book value as at 31 December 2016	1 676	1 296	143	-	3 115



Non-current assets by geographical area

(IN PLN'000)	31.12.2017	31.12.2016
Non-current assets		
Central and Eastern Europe	4 401	6 801
- including Poland	4 061	6 289
Western Europe	474	450
- including Spain	138	212
Total non-current assets	4 875	7 251

22. Amounts due to customers

(IN PLN'000)	31.12.2017	31.12.2016
Amounts due to retail customers	342 971	316 132
Amounts due to institutional customers	31 959	34 689
Total amounts due to customers	374 930	350 821

Amounts due to customers are connected with transactions concluded by the customers (including cash deposited in the customers' accounts).

23. Financial liabilities held for trading

(IN PLN'000)	31.12.2017	31.12.2016
CFDs		
Currency CFDs	18 000	3 406
Commodity CFDs	3 893	3 485
Index CFDs	10 345	13 368
Stock CFDs	2 544	1 345
Bond CFDs	52	43
Total financial liabilities held for trading	34 834	21 647

24. Other liabilities

(IN PLN'000)	31.12.2017	31.12.2016
Provisions for other employee benefits	10 285	8 392
Trade liabilities	7 008	7 472
Statutory liabilities	2 713	3 690
Liabilities due to employees	513	573
Liabilities under finance lease	128	258
Amounts due to the Central Securities Depository of Poland	77	53
Total other liabilities	20 724	20 438

Liabilities under employee benefits include estimates, as at the balance sheet date, of bonuses for the reporting period, including from the Program of variable remuneration elements, as well as the provision for unused holiday leave, established in the amount of projected benefits, which the Company is obligated to pay in the event of payment of holiday equivalents.

Besides leasing liabilities, there are no other long-term liabilities.

Program of variable remuneration elements

Pursuant to the Variable Remuneration Elements policy applied by the Company, the employees of the Company in the top management positions receive variable remuneration paid in cash.

The value of provisions for employee benefits includes 50 per cent of variable remuneration granted in cash, which is paid out directly after the employment year, in which the employee's work results are assessed, and 50 per cent of the value based on financial instruments, paid in the years 2015–2018.

As at 31 December 2017, salaries and employee benefits included the provision for variable remuneration elements in the amount of PLN 419 thousand and as at 31 December 2016 in the amount of PLN 1,17 million.



25. Liabilities in respect of finance lease

The Company entered into finance lease contracts regarding passenger cars. After expiry of the lease contract, the Company has the option to acquire the leased vehicles for a price set in the contract.

Liabilities under finance lease

(IN PLN'000)	MINIMUM LEASE PAYMENTS		CURRENT VALUE OF MINIMUM LEASE PAYMENTS	
	31.12.2017	31.12.2016	31.12.2017	31.12.2016
Up to 1 year	98	146	92	130
1 – 5 years	37	136	37	129
Total liabilities in respect of finance lease	135	282	129	259

Net carrying amount of items of property, plant and equipment under finance lease

(IN PLN'000)	31.12.2017	31.12.2016
Property, plant and equipment under finance lease	209	427

26. Operating lease agreements

The Company is a party to office space lease agreements classified as operating lease. Minimum payments under irrevocable operating lease agreements are as follows:

Future lease liabilities by maturity date

(IN PLN'000)	31.12.2017	31.12.2016
Less than 1 year	4 067	3 944
1 – 5 years	6 831	8 277
Over 5 years	1 509	–
Total minimum payments under irrevocable operating lease payments	12 407	12 221

In 2017 the Company incurred the rent payments in respect of the agreements referred to above of PLN 4 157 thousand. In 2016 rent payments amounted to PLN 4 374 thousand.

27. Provisions for liabilities and contingent liabilities

27.1 Provisions for liabilities

(IN PLN'000)	31.12.2017	31.12.2016
Provisions for retirement benefits	91	112
Provisions for legal risk	820	771
Total provisions	911	883

Provisions for retirement benefits are established on the basis of an actuarial valuation carried out in accordance with the applicable regulations and agreements connected with obligatory retirement benefits to be covered by the employer.

Provisions for legal risk include expected amounts of payments to be made in connection with disputes to which the Company is a party. As at the date of preparation of these financial statements, the Company is not able to specify when the above liabilities will be repaid.

Movements in provisions in the period from 1 January 2017 to 31 December 2017

(IN PLN'000)	VALUE AS AT 01.01.2017	INCREASES	DECREASES USE	REVERSAL	VALUE AS AT 31.12.2017
Provisions for retirement benefits	112	–	–	21	91
Provisions for legal risk	771	250	201	–	820
Total provisions	883	250	201	21	911



Movements in provisions in the period from 1 January 2016 to 31 December 2016

(IN PLN'000)	VALUE AS AT 01.01.2016	INCREASES	DECREASES USE	REVERSAL	VALUE AS AT 31.12.2016
Provisions for retirement benefits	83	29	-	-	112
Provisions for legal risk	748	310	287	-	771
Total provisions	831	339	287	-	883

27.2 Contingent liabilities

The Company is party to a number of court proceedings associated with the Company's operations. The proceedings in which the Company acts as defendant relate mainly to employees' and customers' claims. As at 31 December 2017 the total value of claims brought against the Company amounted to approx. PLN 5,97 million (as at 31 December 2016: PLN 5,61 million). Company has not created provisions for the above proceedings. In the assessment of the Company there is low probability of loss in these proceedings.

On 17 November 2017 the Company received decision issued by Polish Financial Supervision Authority dated 14 November 2017 on initiation of administrative proceedings regarding the imposition of a fine on the Company in connection with the suspicion of a significant violation of the law, in particular in the area of brokerage services for the benefit of the Company's clients as well as the organization and operation of transaction systems. According to the above mentioned decision Polish Financial Supervision Authority may impose a fine up to 10% of income presented in the last audited financial statements. In the Company's opinion the violations indicated by the Polish Financial Supervision Authority are unfounded and are not confirmed in the actual situation. Moreover the Company does not identify the risk of clients' claims concerning the issues raised by the Polish Financial Supervision Authority that would any have material effect on these financial statements.

On May 9, 2014, the Company issued a guarantee in the amount of PLN 42 thousand to secure an agreement concluded by a subsidiary XTB Limited, based in the UK and PayPal (Europe) Sarl & Cie, SCA based in Luxembourg. The guarantee was granted for the duration of the main contract, which was concluded for an indefinite period.

In 2015 the Company issued a guarantee to secure office lease agreement concluded between subsidiary XTB Limited, based in UK and Canary Wharf Management Limited based in UK. The guarantee is to cover any costs arising from the lease agreement and over the remaining period for which it was concluded, ie. as at the balance sheet date up to the amount of PLN 1 648 thousand.

On the 30 June 2016 the Company concluded the agreement with K3 System Sp. z o.o. for lease of computer hardware which is secured with a bill of exchange with the bill declaration for the maximum amount of PLN 200 thousand.

On 7 July 2017 the Company issued a guarantee in the amount of PLN 5 170 thousand to secure the agreement concluded between subsidiary XTB Limited based in UK and Worldpay (UK) Limited, Worldpay Limited i Worldpay AP LTD based in UK. The guarantee was issued for the period of the agreement which was concluded for three years with the possibility of further extension.

28. Equity

Share capital structure as at 31 December 2017 and 31 December 2016

SERIES/ISSUE	NUMBER OF SHARES	NOMINAL VALUE OF SHARES (IN PLN)	NOMINAL VALUE OF ISSUE (IN PLN'000)
Series A	117 383 635	0,05	5 869

All shares in the Company have the same nominal value, are fully paid for, and carry the same voting and profit-sharing rights. No preference is attached to any share series. The shares are A-series ordinary registered shares.

Shareholding structure of the Company

To the best Company's knowledge, the shareholding structure of the Company as at 31 December 2017 was as follows:

	NUMBER OF SHARES	NOMINAL VALUE OF SHARES (IN PLN'000)	SHARE
XXZW Investment Group S.A.	78 629 794	3 932	66,99%
System SARL	22 280 207	1 114	18,98%
Quercus	6 243 759	312	5,32%
Other shareholders	10 229 875	511	8,71%
Total	117 383 635	5 869	100,00%



To the best Company's knowledge, the shareholding structure of the Company as at 31 December 2016 was as follows:

	NUMBER OF SHARES	NOMINAL VALUE OF SHARES (IN PLN'000)	SHARE
XXZW Investment Group S.A.	78 206 465	3 910	66,62%
Systemax SARL	22 285 876	1 114	18,99%
Other shareholders	16 891 294	845	14,39%
Total	117 383 635	5 869	100,00%

Other capitals

Other capitals consist of:

- supplementary capital, mandatorily established from annual profit distribution to be used to cover potential losses that may occur in connection with the Company's operations, up to the amount of at least one third of the share capital, amounting to PLN 1 957 thousand and from surplus of the issue price over the nominal price in the amount of PLN 69 651 thousand, resulting from the capital increase in 2012 with a nominal value of PLN 348 thousand for the price of PLN 69 999 thousand,
- reserve capital, established from annual distribution of profit as resolved by the General Meeting of Shareholders to be used for financing of further operations of the Company or payment of dividend in the amount of PLN 247 854 thousand,
- foreign exchange differences on translation, including foreign exchange differences on translation of balances in foreign currencies of branches and foreign operations in the amount of PLN 612 thousand.

(IN PLN'000)	31.12.2017	31.12.2016
X-Trade Brokers Dom Maklerski Spółka Akcyjna branch in Romania	296	227
X-Trade Brokers Dom Maklerski Spółka Akcyjna branch in Czech Republic	289	649
X-Trade Brokers Dom Maklerski Spółka Akcyjna branch in Germany	224	514
X-Trade Brokers Dom Maklerski Spółka Akcyjna	10	(161)
X-Trade Brokers Dom Maklerski Spółka Akcyjna branch in Portugal	(10)	39
X-Trade Brokers Dom Maklerski Spółka Akcyjna branch in Slovakia	(17)	122
X-Trade Brokers Dom Maklerski Spółka Akcyjna branch in Spain	(63)	382
X-Trade Brokers Dom Maklerski Spółka Akcyjna branch in France	(117)	101
Total foreign exchange differences on translation	612	1 873

29. Profit distribution and dividend

Pursuant to the decision of the General Shareholders' Meeting of the Company, the net profit for 2016 in the amount of PLN 72 999 thousand was partially earmarked for the payment of a dividend in the amount of PLN 37 563 thousand, the remaining amount was transferred to reserve capital.

The dividend on ordinary shares for 2016, paid on 23 May 2017, amounted to PLN 37 563 thousand. The amount of dividend per share paid for 2016 was equal to PLN 0,32.

On 28 November 2017 the Company's Management Board recommended to the Supervisory Board to keep at the disposal of the Company the net profit generated by the Company in the first half of 2017 in the amount of PLN 24 486 thousand. As at the date of publication of these financial statements the Company's Management Board has not yet decided on the remaining amount of 2017 net profits.

30. Earnings per share

Basic earnings per share are calculated by dividing the net profit for the period attributable to shareholders of the Company by the weighted average number of ordinary shares outstanding during the period. When calculating both basic and diluted earnings per share, the Company uses the amount of net profit attributable to shareholders of the Company as the numerator, i.e., there is no dilutive effect influencing the amount of profit (loss). The calculation of basic and diluted earnings per share, together with a reconciliation of the weighted average diluted number of shares is presented below.



(IN PLN'000)	TWELVE-MONTH PERIOD	
	31.12.2017	31.12.2016
Profit from continuing operations attributable to shareholders of the Company	87 398	72 999
Weighted average number of ordinary shares	117 383 635	117 383 635
Shares causing dilution (share option plan)	-	84 805
Weighted average number of shares including dilution effect	117 383 635	117 468 440
Basic net profit per share from continuing operations for the year attributable to shareholders of the Company	0,74	0,62
Diluted net profit per share from continuing operations for the year attributable to shareholders of the Company	0,74	0,62

31. Current income tax and deferred income tax

Regulations concerning the tax on goods and services, corporate income tax and the burden of social insurance are subject to frequent changes. These frequent changes result in lack of appropriate benchmarks, inconsistent interpretations and few established precedents that could be applied. The current regulations also contain uncertainties, resulting in differences in opinion regarding the legal interpretation of tax regulations both between government bodies and companies.

Tax settlements and other areas of activity (for example, customs or foreign exchange) may be subject to inspection by control authorities that are entitled to impose high penalties and fines, and any additional tax liabilities resulting from inspections must be paid together with high interest. These conditions cause that tax risk in Poland is higher than in countries with more mature tax systems.

Consequently, the amounts reported and disclosed in the financial statements may change in the future as a result of a final decision of the tax audit.

On 15 July 2016 changes have been introduced to the Tax Code to take into account the provisions of the General Anti Avoidance Rules (GAAR). GAAR is to prevent the formation and use of artificial legal structures created in order to avoid payment of tax in Poland. GAAR defines tax avoidance operation as an action made primarily in order to achieve a tax advantage being in conflict with the subject and purpose of the provisions of the Tax Act. According to GAAR such activity does not result in the achievement of a tax advantage if the behaviour was artificial. Any occurrence of (i) unjustified sharing operations, (ii) the involvement of intermediaries, despite the lack of economic justification or business, (iii) the elements mutually terminating or compensating, and (iv) other actions with a similar effect to the aforementioned, may be treated as a condition of existence false operations covered by GAAR. The new regulations will require greater judgment when assessing the tax consequences of particular transactions.

GAAR clause should apply to transactions made after its entry into force and to the transactions that were carried out prior to the entry into force of the GAAR clause but for which the benefits have been achieved or are still. The implementation of these regulations will enable the Polish tax authorities to question legal arrangements and agreements carried out by the taxpayers, such as restructuring and group reorganization.

31.1 Income tax

Income tax disclosed in the current period's profit and loss

(IN PLN'000)	TWELVE-MONTH PERIOD	
	31.12.2017	31.12.2016
Income tax – current portion		
Income tax for the reporting period	(22 031)	(10 939)
Income tax – deferred portion		
Occurrence / reversal of temporary differences	3 781	(3 031)
Income tax disclosed in profit and loss	(18 250)	(13 970)



Reconciliation of the actual tax burden

(IN PLN'000)	TWELVE-MONTH PERIOD	
	31.12.2017	31.12.2016
Profit before tax	105 648	86 969
Income tax based in the applicable tax rate of 19%	(20 073)	(16 524)
Difference resulting from application of tax rates applicable in other countries	(190)	(194)
Non-taxable revenue	35	14
Non-deductible expenses	(272)	(473)
Realisation of tax losses for the preceding periods	46	3 394
Other items affecting the tax burden amount	2 204	(187)
Income tax disclosed in profit or loss	(18 250)	(13 970)

31.2 Deferred income tax

31.2.1 Unrecognized deferred income tax assets

Deferred income tax was not disclosed with respect to the items below:

(IN PLN'000)	31.12.2017	31.12.2016
Tax loss	1 004	1 115

Taking into account the risks connected with further business development in foreign markets, the Company's management has doubts relative to certain tax credits of foreign operations and whether their respective profits will make it possible to settle the tax losses. Therefore, no deferred tax assets connected with such tax loss in the amount of PLN 1 004 thousand as at 31 December 2017 and in the amount of PLN 1 115 thousand as at 31 December 2016.

UNRECOGNIZED TAX LOSSES AVAILABLE FOR USE (IN PLN'000)	31.12.2017	31.12.2016
until the end of 2017	–	40
until the end of 2018	237	258
until the end of 2019	103	113
until the end of 2020	119	129
until the end of 2021	22	23
no limit	523	552
Total unrecognized tax losses available for use	1 004	1 115

31.2.2 Recognized deferred tax asset relating to tax losses

Balance of deferred tax asset relating to tax losses

RECOGNIZED TAX LOSSES TO BE UTILIZED (IN PLN'000)	31.12.2017	31.12.2016
Deferred tax on tax losses	8 174	8 926

As at 31 December 2017 the Company established deferred tax assets with regard to tax losses to be settled in future periods in the total amount of PLN 8 174 thousand (as at 31 December 2016: PLN 8 926 thousand). The management believes that due to dynamic development of business and growth of sales in foreign markets, the Company may generate taxable income in future periods, and tax losses will be settled accordingly.

Deferred tax losses may be utilised over an unlimited period in Germany and in France.



31.2.3 Deferred income tax assets and deferred income tax provision

Change in the balance of deferred tax for the period from 1 January to 31 December 2017

(IN PLN'000)	AS AT 01.01.2017	PROFIT OR (LOSS)	AS AT 31.12.2017
Deferred income tax assets:			
Property, plant and equipment	117	(18)	99
Loans granted and other receivables	7	(7)	-
Financial liabilities held for trading	4 113	2 557	6 670
Investments in subsidiaries	-	2 257	2 257
Provisions for liabilities	50	(4)	46
Prepayments and deferred costs	1 074	305	1 379
Other liabilities	21	(2)	19
Tax losses of previous periods to be settled in future periods	8 926	(752)	8 174
Total deferred income tax assets	14 308	4 336	18 644

(IN PLN'000)	AS AT 01.01.2017	INCLUDED IN EQUITY	AS AT 31.12.2017
Deferred income tax assets included directly in the equity:			
Separate equity of branches	-	14	14
Total deferred income tax assets included directly in the equity	-	14	14

(IN PLN'000)	AS AT 01.01.2017	PROFIT OR (LOSS)	AS AT 31.12.2017
Deferred income tax provision:			
Financial assets held for trading	17 143	965	18 108
Other liabilities	1	7	8
Prepayments and deferred costs	21	(5)	16
Property, plant and equipment	658	(412)	246
Total deferred income tax provision	17 823	555	18 378
Deferred tax disclosed in profit or (loss)	-	3 781	-

(IN PLN'000)	AS AT 01.01.2017	INCLUDED IN EQUITY	AS AT 31.12.2017
Deferred income tax provision included directly in the equity:			
Separate equity of branches	479	(479)	-
Total deferred income tax provision included directly in the equity	479	(479)	-

Change in the balance of deferred tax for the period from 1 January to 31 December 2016

(IN PLN'000)	AS AT 01.01.2016	PROFIT OR (LOSS)	AS AT 31.12.2016
Deferred income tax assets:			
Property, plant and equipment	143	(26)	117
Loans granted and other receivables	3	4	7
Financial liabilities held for trading	1 840	2 273	4 113
Provisions for liabilities	16	34	50
Prepayments and deferred costs	1 645	(571)	1 074
Other liabilities	19	2	21
Tax losses of previous periods to be settled in future periods	8 841	85	8 926
Total deferred income tax assets	12 507	1 801	14 308



(IN PLN'000)	AS AT 01.01.2016	PROFIT OR (LOSS)	AS AT 31.12.2016
Deferred income tax provision:			
Financial assets held for trading	11 866	5 277	17 143
Other liabilities	-	1	1
Loans granted and other receivables	33	(33)	-
Prepayments and deferred costs	-	21	21
Property, plant and equipment	1 092	(434)	658
Total deferred income tax provision	12 991	4 832	17 823
Deferred tax disclosed in profit or (loss)	-	(3 031)	-

(IN PLN'000)	AS AT 01.01.2016	INCLUDED IN EQUITY	AS AT 31.12.2016
Deferred income tax provision included directly in the equity:			
Separate equity of branches	188	291	479
Total deferred income tax provision included directly in the equity	188	291	479

Geographical division of deferred income tax assets

(IN PLN'000)	31.12.2017	31.12.2016
Deferred income tax assets		
Central and Eastern Europe	100	114
- including Poland	-	-
Western Europe	8 202	8 972
- including Spain	-	-
Total deferred income tax assets	8 302	9 086

Data concerning the presentation of deferred income tax by country of origin and reconciliation of presentation in the statement of financial position as at 31 December 2017:

(IN PLN'000)	DATA ACCORDING TO THE NATURE OF ORIGIN		DATA PRESENTED IN THE STATEMENT OF FINANCIAL POSITION	
	DEFERRED INCOME TAX ASSETS	DEFERRED INCOME TAX PROVISION	DEFERRED INCOME TAX ASSETS	DEFERRED INCOME TAX PROVISION
Poland	10 348	18 370	-	8 022
Czech Republic	49	-	49	-
Slovakia	59	8	51	-
Germany	2 815	-	2 815	-
France	5 387	-	5 387	-
Total	18 658	18 378	8 302	8 022

Data concerning the presentation of deferred income tax by country of origin and reconciliation of presentation in the statement of financial position as at 31 December 2016:

(IN PLN'000)	DATA ACCORDING TO THE NATURE OF ORIGIN		DATA PRESENTED IN THE STATEMENT OF FINANCIAL POSITION	
	DEFERRED INCOME TAX ASSETS	DEFERRED INCOME TAX PROVISION	DEFERRED INCOME TAX ASSETS	DEFERRED INCOME TAX PROVISION
Poland	5 221	18 301	-	13 080
Czech Republic	42	-	42	-
Slovakia	72	1	71	-
Germany	3 119	-	3 119	-
France	5 854	-	5 854	-
Total	14 308	18 302	9 086	13 080



32. Related party transactions

32.1 Parent Company

XXZW Investment Group S.A. with its registered office in Luxembourg is the key shareholder of the Company. As at 31 December 2017 it holds 66,99% of shares and votes in the General Meeting as per Company's best knowledge. XXZW Investment Group S.A. prepares consolidated financial statements.

Mr. Jakub Zabłocki is the ultimate parent company for the Company and XXZW Investment Group S.A.

32.2 Incomes and costs

(IN PLN'000)	1.01.2017 - 31.12.2017		1.01.2016 - 31.12.2016	
	INCOMES	COSTS	INCOMES	COSTS
Subsidiaries:				
XTB Limited	17 257	(14 375)	18 460	(24 894)
Dub Investments	153	(1 486)	157	(1 103)
X Open Hub Sp. z o.o.	1 901	(273)	1 708	(193)
X-Trade Brokers Menkul Degerler A.S	5 006	(4 769)	14 827	(16 231)
Lirsar S.A.	-	-	24	-
XTB International	7 772	(10 652)	-	-
XTB Services	-	(851)	-	-

32.3 Receivables

(IN PLN'000)	31.12.2017	31.12.2016
Subsidiaries:		
XTB Limited	2 211	6 111
Dub Investments	13	24
X Open Hub Sp. z o.o.	345	516
X-Trade Brokers Menkul Degerler A.S	-	1 774
Lirsar S.A.	-	730
XTB International	157	-

32.4 Liabilities

(IN PLN'000)	31.12.2017	31.12.2016
Subsidiaries:		
XTB Limited	2 790	3 115
Dub Investments	141	-
X Open Hub Sp. z o.o.	40	79
X-Trade Brokers Menkul Degerler A.S	-	3 648
XTB International	2 398	-
XTB Services	398	-

32.5 Benefits to Management Board and Supervisory Board

(IN PLN'000)	TWELVE-MONTH PERIOD	
	31.12.2017	31.12.2016
Benefits to the Management Board members	(2 863)	(2 486)
Benefits to the Supervisory Board members	(79)	(89)
Total benefits to the Management Board and Supervisory Board	(2 942)	(2 575)

These benefits include base salaries, bonuses, contributions to social security paid for by the employer and supplementary benefits (money bills, healthcare, holiday allowances).

Members of the Management Board of the Company are included in the scheme of variable remuneration elements specified in note 24 of the financial statements. The value of the element settled in financial instruments in the years 2015 - 2018 acquired by the members of the Management Board amounts to PLN 419 thousand.



Members of the Management Board of the Company, within the framework of the Options Program described in note 32.6 of the financial statements, acquired 341 640 rights to shares with the total value of PLN 462 thousand as at the balance-sheet date.

32.6 Share-based payments

Pursuant to the Shareholders Agreement of the Company of 28 March 2011, the Company introduced an incentive scheme for the key employees, who received the right to shares of the Company before 2012, constituting a payment programme in the form of share options ("Options programme"). The value of the program depends on individual targets set for the employees in relation to the results of the Company in specific years. The scheme covers the years 2011-2014. For 2011, rights to shares were acquired by three employees in the amount of 177 025 items, for 2012, one employee acquired rights to shares in the amount of 41 245 items, for 2013, one employee acquired rights to shares in the amount of 123 370 items and for 2014 and 2015, according to the best knowledge of the Company's Management Board, no employee will acquire rights to shares. In total, the employees acquired 341 640 rights to shares. The estimated value of the scheme as at the balance-sheet date is PLN 462 thousand. The vesting period expired in 2015. Depending on individual contracts, the shares can be acquired starting from 2014 based on the participation rules specified in the Options Program.

On the 23 December 2016 two employees of X-Trade Brokers Dom Maklerski S.A. acquired 256 835 Company's shares by performance of the incentive scheme. Shares were transferred by the existing shareholders XXZW Investment Group S.A. and Systexan SARL.

For the shares options granted, the fair value of services rendered by the key employees is measured in relation to the fair value of rights granted as at the date of granting. The fair value of rights is determined based on option estimation models, which include among others execution price, share price as at the date of granting, expected variability of option value during the programme and other appropriate factors affecting fair value. The Company assesses the probability of acquiring the rights in the programme, which affects the programme value in the costs for the period.

The following ratios were adopted in the valuation of the share option plan: volatility ratio of 54,69%, risk-free interest rate of 5,03%, weighted average share price of PLN 494,42.

No other features relating to grant of options were taken into consideration during fair value measurement.

Unrealized rights to shares

	31.12.2017	31.12.2016
Unrealized rights to shares as at the beginning of the period	84 805	341 640
Realized rights to shares	(84 805)	(256 835)
Unrealized rights to shares as at the end of the period	–	84 805

Volatility used to measure the options was calculated on the basis of the average volatility of share prices of peer companies. Volatility in the peer group of companies was calculated based on historical daily rates of return. Based on the daily rates of return, the standard deviation was calculated and annualised, on the assumption that a trading year lasts 250 days. The period for which the rates of return were accounted for complied with the options exercise period. Volatility was calculated for each option in appropriate periods. Companies which were listed for a period shorter than the option exercise period were eliminated from the peer group.

32.7 Loans granted to the Management and Supervisory Board members

As at 31 December 2017 and 31 December 2016 there are no loans granted to the Management and Supervisory Board members.

33. Remuneration of the entity authorised to audit financial statements

REMUNERATION OF THE ENTITY AUTHORISED TO AUDIT FINANCIAL STATEMENTS DUE FOR THE FINANCIAL YEAR (IN PLN'000)	31.12.2017	31.12.2016
Statutory audit of annual financial statements	342	352
Other assurance services	31	31
Total remuneration of the authorised entity	373	383



34. Employment

The average number of employees in the Company was 350 persons in 2017 and 329 persons in 2016.

35. Supplementary information and explanations to the cash flow statement

35.1 Change in the balance of other liabilities

(IN PLN'000)	TWELVE-MONTH PERIOD	
	31.12.2017	31.12.2016
Change in loans granted and other receivables	6 976	1 894
Loans granted presented in financing activity	(732)	-
Valuation of loan and interests accrued	2	72
Change in the balance of loans granted and other receivables	6 246	1 966

35.2 Change in the balance of other liabilities

(IN PLN'000)	TWELVE-MONTH PERIOD	
	31.12.2017	31.12.2016
Change in other liabilities	286	(5 577)
Payment of finance lease liabilities	130	117
Change in the balance of other liabilities	416	(5 460)

35.3 Other adjustments

The "other adjustments" item includes the following adjustments:

(IN PLN'000)	TWELVE-MONTH PERIOD	
	31.12.2017	31.12.2016
Change in the balance of differences from the conversion of branches and subsidiaries	(1 261)	1 209
Foreign exchange differences on translation of movements in property, plant and equipment, and intangible assets	32	(38)
Change in other adjustments	(1 229)	1 171

Foreign exchange differences on translation of movements in tangible and intangible assets include the difference between the rates as at the opening balance and as at the closing balance adopted for valuation of the gross value of tangible and intangible assets in the Company's foreign entities and the difference between the rate applied to value amortization and depreciation cost of fixed assets and intangible assets in the Company's foreign entities and the rate of translation of amortization and depreciation amounts on such assets. This value results from the chart of movements in tangible and intangible assets.

36. Post balance sheet events

On 8 January 2018 the Company established X Trading Technologies Sp. z o.o. in which it owns 100% of shares. X Trading Technologies Sp. z o.o. will be providing services in the scope of other money brokering and activities relating to software.

37. Customers' financial instruments and nominal values of transactions in derivatives (off-balance sheet items)

37.1 Nominal value of derivatives

(IN PLN'000)	31.12.2017	31.12.2016
CFDs		
Index CFDs	2 164 412	1 832 652
Currency CFDs	1 289 072	1 753 101
Commodity CFDs	396 239	422 577
Stock CFDs	127 021	63 846
Bond CFDs	23 658	32 921
Stock	22 967	-
Total financial instruments	4 023 369	4 105 097



The nominal value of instruments presented in the chart above includes transactions with customers and brokers. As at 31 December 2017 transactions with brokers represent 2% of the total nominal value of instruments (as at 31 December 2016: 25% of the total nominal value of instruments).

37.2 Customers' financial instruments

Presented below is a list of customers' instruments deposited in the accounts of the brokerage house:

(IN PLN'000)	31.12.2017	31.12.2016
Listed stocks and rights to stocks registered in customers' securities accounts	83	201
Other securities registered in customers' securities accounts	329	341
Total customers' financial instruments	412	542

38. Items regarding the compensation scheme

(IN PLN'000)	31.12.2017	31.12.2016
1. Contributions made to the compensation scheme		
a) opening balance	2 687	2 204
- increases	598	483
b) closing balance	3 285	2 687
2. XTB's share in the profits from the compensation scheme	213	180

39. Capital management

The Company's principles of capital management are established in the "Capital management policy in X-Trade Brokers Dom Maklerski S.A.". The document is approved by the Company's Supervisory Board. The policy defines the basic concepts, objectives and rules which constitute the Company's capital strategy. It specifies, in particular, long-term capital objectives, the current and preferred capital structure, contingency plans and basic elements of the internal capital estimation process. The policy is updated as appropriate so as to reflect the development in the Company and its business environment.

The objective of the capital management policy is to ensure balanced long-term growth for the shareholders and to maintain sufficient capital to enable the Company to operate in a prudent and efficient manner. This objective is attained by maintaining an appropriate capital base, taking into account the Company's risk profile and prudential regulations, as well as risk-based capital management in view of the operating goals.

Determination of capital-related goals is essential for equity management and serves as a basic reference in the context of capital planning, allocation and contingency plans. The Company establishes capital-related objectives which ensure a stable capital base, achievement of its capital strategy goals (in accordance with its general principles), and also match the Company's risk appetite. To establish its capital-related goals, the Company takes into consideration its strategic plans and expected growth of operations as well as external conditions, including the macroeconomic situation and other business environment factors. The capital-related goals are set for a horizon similar to that of the business strategy and are approved by the Management Board.

Capital planning is focused on an assessment of the Company's current and future capital requirements (both regulatory and internal), and on comparing them with the current and projected levels of available capital. The Company has prepared contingency plans to be launched in the event of a capital adequacy problem, described in detail in the "Capital management policy in X-Trade Brokers Dom Maklerski S.A."

As part of ICAAP, the Company assesses its internal capital in order to define the overall capital requirement to cover all significant risks in the Company's operations and evaluates its quality. The Company estimates internal capital necessary to cover identified significant risks in compliance with procedures adopted by the Company and taking into account stress test results.

The Company is obligated to maintain the capitals (equity) to cover the higher of the following values:

- capital requirements calculated in accordance with the Regulation (EU) of the European Parliament and of the Council No. 575/2013 of 26 June 2013 on prudential requirements for credit institutions and investment firms (CRR) and
- internal capital estimated in compliance with the Ordinance of the Minister of Finance of 27 September 2012 on defining detailed technical and organizational conditions for investment firms and banks, as referred to in Article 70 par. 2 of the



Act on Trading in Financial Instruments, and custodian banks and the conditions for internal capital estimation by brokerages (Journal of Laws 2012, item 1072, as amended).

The principles of calculation of own funds are established in the CRR resolution, "The procedure for calculating risk adequacy ratios in X-Trade Brokers Dom Maklerski S.A." and are not regulated by IFRS.

The Company calculated equity in accordance with part two of the Regulation of the European Parliament and of the Council (EU) No. 575/2013 dated 26 June 2013 on prudential requirements for credit institutions and investment firms, amending Regulation (EU) No. 648/2012 ("CRR"). At present, the total equity of the Company belongs to the best category – Tier 1.

In accordance with the Act on macroprudential supervision of the financial system and crisis management in the financial system of 5 August 2015, since 1 January 2016 the Company is obliged to maintain capital buffers. In the period covered by the financial statements the Company was obliged to maintain the capital conservation buffer and countercyclical buffer.

Key values in capital management

(IN PLN'000)	31.12.2017	31.12.2016
The Company's own funds	315 486	236 394
Tier I Capital	315 486	236 394
Common Equity Tier I capital	315 486	236 394
Supplementary capital Tier I	-	-
Tier II capital	-	-
Total risk exposure	2 581 512	1 395 922
Capital conservation buffer	32 269	17 450
Countercyclical capital buffer	712	470
Combined buffer requirement	32 981	17 920

The mandatory capital adequacy was not breached in the periods covered by the financial statements.

The table below presents data on the level of capitals and on the total capital requirement divided into requirements due to specific types of risks calculated in accordance with separate regulations together with average monthly values. Average monthly values were calculated as an estimation of the average values calculated based on statuses at the end of specific days.

In the table below, in order to ensure comparability of the presentation, the total capital requirement was presented as 8% of the total risk exposure, calculated in accordance with the CRR.

(IN PLN'000)	AS AT 31.12.2017	AVERAGE MONTHLY VALUE IN THE PERIOD	AS AT 31.12.2016
1. Capital/Own funds	315 486	269 740	236 394
1.1. Base capital/Common Equity Tier I without deductions	324 868	312 979	289 430
1.2. Additional items of common equity/Supplementary capital Tier I	-	-	-
1.3. Items decreasing share capitals	(9 382)	(43 239)	(53 036)
2. Amount of Tier II capital included in the value of capital subject to monitoring/Tier II capital	-	-	-
I. Level of capitals subject to monitoring/Own funds	315 486	269 740	236 394
1. Market risk	137 572	126 789	48 475
2. Settlement and delivery risk, contractor's credit risk and the CVA requirement	10 285	8 846	8 210
3. Credit risk	23 401	22 735	21 304
4. Operating risk	35 263	33 700	33 690
5. Exceeding the limit of exposure concentration and the limit of high exposures	-	-	-
6. Capital requirement due to fixed costs	N/A	N/A	N/A
IIa. Overall capital requirement	206 521	192 070	111 679
IIb. Total risk exposure	2 581 512	2 400 782	1 395 992
Capital conservation buffer	32 269	30 011	17 450
Countercyclical capital buffer	712	773	470
Combined buffer requirement	32 981	30 784	17 920

Pursuant to CRR the duty to calculate the capital requirement in respect of fixed costs arises only in the event that the entity does not calculate the capital requirement in respect of operating risk.



40. Risk management

At the strategy level, the Management Board is responsible for establishing and monitoring the risk management policy. All risks are monitored and controlled with regard to profitability of the operations as well as the level of capital necessary to ensure safety of operations from the capital requirement perspective.

The Company has appointed a Risk Management Committee. Its key tasks include performing supervisory, consultative and advisory functions for the Company's statutory bodies in the area of capital management strategy, risk management policy, risk measurement methods, capital planning and the Company's capital adequacy. In particular, the Committee supports the Risk Control Department in the area of identifying significant risks within the Company and creating a catalogue of risks, approves policies and procedures of risk and ICAAP management, reviews and approves analyses carried out by owners of specific risks and the Risk Control Department as part of the risk and ICAAP management system within the Company.

The Risk Control Department supports the Management Board in formulating, reviewing and updating ICAAP rules in the event of the occurrence of new types of risk, significant changes in strategy and operating plans. The Department also monitors the appropriateness and efficiency of the implemented risk management system, identifies, monitors and controls the market risk of the Company's own investments, defines the overall capital requirement and estimates internal capital. The Risk Control Department reports directly to the Member of the Management Board responsible for the operation of the Company's internal control system.

The Company's Supervisory Board approves risk management system.

40.1 Fair value

40.1.1 Carrying amount and fair value

The fair value of cash and cash equivalents is estimated as being close to their carrying amount.

The fair value of loans granted and other receivables, amounts due to customers and other liabilities is estimated as being close to their carrying amount in view of the short-term maturities of these balance sheet items.

40.1.2 Fair value hierarchy

The Company discloses fair value measurement of financial instruments carried at fair value, applying the following fair value hierarchy which reflects the significance of input data used to establish the fair value:

- **Level 1:** quoted prices (unadjusted) in active markets for the assets or liabilities;
- **Level 2:** input data other than quoted prices classified in Level 1 that are observable for the asset or liability, either directly (i.e. as prices) or indirectly (i.e. based on prices). This category includes financial assets and liabilities measured using prices quoted in active markets for identical assets, prices quoted in active markets for identical assets considered less active or other valuation methods where all significant inputs originate directly or indirectly from the markets;
- **Level 3:** input data for valuation of a given asset or liability is not based on observable market data (unobservable inputs).

(IN PLN'000)	31.12.2017			
	LEVEL 1	LEVEL 2	LEVEL 3	TOTAL
Financial assets				
Financial assets held for trading	22 967	95 197	-	118 164
Total assets	22 967	95 197	-	118 164
Financial liabilities				
Financial liabilities held for trading	-	34 834	-	34 834
Total liabilities	-	34 834	-	34 834

(IN PLN'000)	31.12.2016			
	LEVEL 1	LEVEL 2	LEVEL 3	TOTAL
Financial assets				
Financial assets held for trading	-	90 224	-	90 224
Total assets	-	90 224	-	90 224
Financial liabilities				
Financial liabilities held for trading	-	21 647	-	21 647
Total liabilities	-	21 647	-	21 647



In the periods covered by the financial statements, there were no transfers of items between the levels of the fair value hierarchy.

The fair value of contracts for differences (CFDs) is determined based on the market prices of underlying instruments, derived from independent sources, i.e. from reliable liquidity suppliers and reputable news, adjusted for the spread specified by the Company. The valuation is performed using closing prices or the last bid and ask prices. CFDs are measured as the difference between the current price and the opening price, taking account of accrued commissions and swap points.

The impact of adjustments due to credit risk of the contractor, estimated by the Company, was insignificant from the point of view of the general estimation of derivative transactions concluded by the Company. Therefore, the Company does not recognise the impact of unobservable input data used for the estimation of derivative transactions as significant and, pursuant to IFRS 13.73, does not classify such transactions as level 3 of the fair value hierarchy.

40.2 Market risk

In the period covered by these financial statements, the Company entered into OTC contracts for differences (CFDs) and digital options. The Company may also acquire securities and enter into forward contracts on its own account on regulated stock markets.

The following risks are specified, depending on the risk factor:

- Currency risk connected with fluctuations of exchange rates
- Interest rate risk
- Commodity price risk
- Equity investment price risk

The Company's key market risk management objective is to mitigate the impact of such risk on the profitability of its operations. The Company's practice in this area is consistent with the following principles.

As part of the internal procedures, the Company applies limits to mitigate market risk connected with maintaining open positions on financial instruments. These are, in particular: a maximum open position on a given instrument, currency exposure limits, maximum value of a single instruction. The Trading Department monitors open positions subject to limits on a current basis, and in case of excesses, enters into appropriate hedging transactions. The Risk Control Department reviews the limit usage on a regular basis, and controls the hedges entered into.

40.2.1 Currency risk

The Company enters into transactions principally in instruments bearing currency risk. Aside from transactions where the FX rate is an underlying instrument, the Company also offers instruments which price is denominated in foreign currencies. Also, the Company has assets in foreign currencies, i.e. the so-called currency positions. Currency positions include the brokerage's own funds denominated in foreign currencies held for the purpose of settling transactions in foreign markets and connected with foreign operations.

The carrying amount of the Company's assets and liabilities in foreign currencies as at the balance sheet date is presented below. The values for all base currencies are expressed in PLN'000:



Assets and liabilities denominated in foreign currencies as at 31 December 2017

(IN PLN'000)	VALUE IN FOREIGN CURRENCIES CONVERTED TO PLN							TOTAL	CARRYING AMOUNT
	USD	EUR	GBP	CZK	HUF	RON	OTHER CURRENCIES		
Assets									
Own cash and cash equivalents	32 088	50 264	1 668	17 765	177	1 272	2 175	105 409	332 954
Customers' cash and cash equivalents	10 678	192 391	168	37 059	1 404	3 454	78	245 232	334 100
Financial assets held for trading	12 137	60 612	632	10 675	634	1 557	291	86 538	118 164
Investments in subsidiaries	-	-	-	-	-	-	-	-	57 160
Income tax receivables	-	61	-	54	-	-	-	115	115
Loans granted and other receivables	595	2 791	826	17	259	148	53	4 689	5 060
Prepayments and deferred costs	-	75	-	176	-	10	-	261	2 661
Intangible assets	-	14	-	15	-	-	-	29	2 111
Property, plant and equipment	-	499	-	251	-	34	-	784	2 764
Deferred income tax assets	-	8 253	-	49	-	-	-	8 302	8 302
Total assets	55 498	314 960	3 294	66 061	2 474	6 475	2 597	451 359	853 391
Liabilities									
Amounts due to customers	12 599	210 896	150	42 061	1 875	4 822	965	273 368	374 930
Financial liabilities held for trading	2 913	13 255	784	3 904	55	147	271	21 329	34 834
Income tax liabilities	-	313	-	-	-	-	-	313	1 121
Other liabilities	1 492	6 478	1 372	1 572	-	391	-	11 305	20 724
Provisions for liabilities	-	-	-	-	-	425	-	425	911
Deferred income tax provision	-	-	-	-	-	-	-	-	8 022
Total liabilities	17 004	230 942	2 306	47 537	1 930	5 785	1 236	306 740	440 542



Assets and liabilities denominated in foreign currencies as at 31 December 2016

(IN PLN'000)	VALUE IN FOREIGN CURRENCIES CONVERTED TO PLN								TOTAL	CARRYING AMOUNT
	USD	EUR	GBP	CZK	HUF	RON	TRY	OTHER CURRENCIES		
Assets										
Own cash and cash equivalents	49 521	120 700	1 081	26 264	4 453	3 838	5 456	(1)	211 312	233 942
Customers' cash and cash equivalents	16 497	176 190	42	36 312	3 166	5 072	12	-	237 291	352 830
Financial assets held for trading	5 979	36 060	34	8 125	1 760	2 243	1 882	98	56 181	90 224
Investments in subsidiaries	-	-	-	-	-	-	-	-	-	66 095
Income tax receivables	-	14	-	1 001	-	-	-	-	1 051	1 016
Loans granted and other receivables	4 036	3 378	1 704	165	443	70	1 400	489	11 685	12 036
Prepayments and deferred costs	-	146	-	140	-	7	-	-	293	2 891
Intangible assets	-	32	-	39	-	-	-	-	71	4 136
Property, plant and equipment	-	504	-	364	-	24	-	-	892	3 115
Deferred income tax assets	-	9 044	-	42	-	-	-	-	9 086	9 086
Total assets	76 033	346 068	2 861	72 452	9 822	11 254	8 750	586	527 826	775 371
Liabilities										
Amounts due to customers	13 184	176 651	680	36 092	3 174	4 941	1 216	94	236 032	350 821
Financial liabilities held for trading	1 617	9 792	19	1 025	162	1 008	330	47	14 000	21 647
Income tax liabilities	-	296	-	-	-	-	-	-	296	4 227
Other liabilities	422	7 054	1 611	1 429	-	344	1 671	-	12 531	20 438
Provisions for liabilities	-	155	-	-	-	462	-	-	617	883
Deferred income tax provision	-	-	-	-	-	-	-	-	-	13 080
Total liabilities	15 223	193 948	2 310	38 546	3 336	6 755	3 217	141	263 476	411 096



A change in exchange rates, in particular, the PLN exchange rate, affects the balance sheet valuation of the Company's financial instruments and the result on translation of foreign currency balances of other balance sheet items. Sensitivity to exchange rate fluctuations was calculated with the assumption that all foreign currency rates change by $\pm 5\%$ to PLN. The carrying amount of financial instruments was revalued.

The sensitivity of the Company's equity and profit before tax to a 5% increase or decrease of the PLN exchange rate is presented below:

(IN PLN'000)	TWELVE-MONTH PERIOD			
	INCREASE IN EXCHANGE RATES BY 5%	DECREASE IN EXCHANGE RATES BY 5%	INCREASE IN EXCHANGE RATES BY 5%	DECREASE IN EXCHANGE RATES BY 5%
		31.12.2017		31.12.2016
		DECREASE IN EXCHANGE RATES BY 5%	INCREASE IN EXCHANGE RATES BY 5%	DECREASE IN EXCHANGE RATES BY 5%
Income (expenses) of the period	1 429	(1 429)	1 033	(1 033)
Equity, of which:	955	(955)	1 477	(1 477)
Foreign exchange differences on translation	955	(955)	1 477	(1 477)

The sensitivity of equity is connected with foreign exchange differences in the translation of value in functional currencies of the foreign operations.

40.2.2 Interest rate risk

Interest rate risk is the risk of exposure of the current and future financial result and equity of the Company to the adverse impact of exchange rate fluctuations. Such risk may result from the contracts entered into by the Company, where receivables or liabilities are dependent upon exchange rates as well as from holding assets or liabilities dependent on exchange rates.

The basic interest rate risk for the Company is the mismatch of interest rates paid to customers in connection with funds deposited in cash accounts in the Company, and of the bank account and bank deposits where the Company's customers' funds are invested.

In addition, the source of the Company's profit variability associated with the level of market interest rates, are amounts paid and received in connection with the occurrence of the difference in interest rates for different currencies (swap points) as well as potential debt instruments. As a rule, the change in bank interest rates does not significantly affect the Company's financial position, since the Company determines interest rates for funds deposited in customers' cash accounts based on a variable formula, in an amount not higher than the interest rate received by the Company from the bank maintaining the bank account in which customers' funds are deposited.

Interest rates applicable to cash accounts are floating, and related to WIBID/WIBOR/LIBOR/EURIBOR rates. Therefore, the risk of interest rate mismatch adverse to the brokerage house is very low.

Since the Company maintains a low duration of assets and liabilities and minimises the duration gap, sensitivity of the market value of assets and liabilities to calculations of market interest rates is very low. As part of a significant risk identification process, the Risk Management Committee established that the interest rate risk is not significant for the Company's operations.

Sensitivity analysis of financial assets and liabilities where cash flows are exposed to interest rate risk

The structure of financial assets and liabilities where cash flows are exposed to interest rate risk is as follows:

(IN PLN'000)	31.12.2017	31.12.2016
Financial assets		
Cash and cash equivalents	657 054	586 772
Total financial assets	657 054	586 772
Financial liabilities		
Amounts due to customers	64 013	95 994
Other liabilities	128	258
Total financial liabilities	64 141	96 252

Impact of a change in interest rates by 50 base points (BP) on profit before tax is presented below. The analysis below relies on the assumption that other variables, in particular exchange rates, will remain constant. The analysis was carried out on the basis of average balances of cash in 2017 and 2016, using the average 1M interest rate in a given market.



(IN PLN'000)	TWELVE-MONTH PERIOD			
		31.12.2017		31.12.2016
	INCREASE BY 50 PB	DECREASE BY 50 PB	INCREASE BY 50 PB	DECREASE BY 50 PB
Profit/(loss) before tax	2 812	(2 812)	2 502	(2 502)

Sensitivity analysis of financial assets and liabilities whose fair value is exposed to interest rate risk

The structure of sensitivity of financial assets and liabilities whose fair value is exposed to interest rate risk is presented in the table below.

(IN PLN'000)	31.12.2017	31.12.2016
Loans granted and other receivables		
Other receivables	-	730
Total assets	-	730

Impact of a change in interest rates by 50 base points (BP) on profit before tax is presented below. The analysis below relies on the assumption that other variables, in particular exchange rates, will remain constant.

(IN PLN'000)	31.12.2017	31.12.2016		
	INCREASE BY 50 PB	DECREASE BY 50 PB	INCREASE BY 50 PB	DECREASE BY 50 PB
Profit/(loss) before tax	-	-	6	(6)

40.2.3 Other price risk

Other price risk is exposure of the Company's financial position to unfavourable changes in the prices of commodities, equity investments (equity, indices) and debt instruments (in a scope not resulting from interest rates).

The carrying amount of financial instruments exposed to other price risk is presented below:

(IN PLN'000)	31.12.2017	31.12.2016
Financial assets held for trading		
Commodity CFDs		
Precious metals	1 943	5 152
Base metals	764	198
Other	9 437	7 546
Total commodity CFDs	12 144	12 896
Equity CFDs		
Stocks	28 070	2 342
Indices	52 445	54 458
Total equity CFDs	80 515	56 800
Debt CFDs	91	364
Total financial assets held for trading	92 750	70 060
Financial liabilities held for trading		
Commodity CFDs		
Precious metals	1 043	955
Base metals	41	57
Other	2 809	2 473
Total commodity CFDs	3 893	3 485
Equity CFDs		
Stocks	2 544	1 346
Indices	10 344	13 367
Total equity CFDs	12 888	14 713
Debt CFDs	52	43
Total financial liabilities held for trading	16 833	18 241

The Company's sensitivity to fluctuations in the prices of specific commodities and equity investments by ± 5 per cent with regard to equity and profit before tax is presented below.



(IN PLN'000)	TWELVE-MONTH PERIOD			
	INCREASE BY 5%	31.12.2017 DECREASE BY 5%	INCREASE BY 5%	31.12.2016 DECREASE BY 5%
Income/(expenses) for the period				
Commodity CFDs				
Precious metals	(1 981)	1 981	(2 944)	2 944
Base metals	220	(220)	(54)	54
Other	(2 329)	2 329	(2 219)	2 219
Total commodity CFDs	(4 090)	4 090	(5 217)	5 217
Equity CFDs				
Stocks	(311)	311	18	(18)
Indicies	(17 925)	17 925	4 305	(4 305)
Total equity CFDs	(18 236)	18 236	4 323	(4 323)
Debt CFDs	469	(469)	1 015	(1 015)
Total income/(expenses) for the period	(21 857)	21 857	121	(121)

40.3 Liquidity risk

For the Company, liquidity risk is the risk of losing its payment liquidity, i.e. the risk of losing capacity to finance its assets and to perform its obligations in a timely manner in the course of normal operations or in other predictable circumstances with no risk of loss. In its liquidity analysis, the Company takes into consideration current possibility of generation of liquid assets, future needs, alternative scenarios and payment liquidity contingency plans.

The objective of liquidity management in X-Trade Brokers is to maintain the amount of cash on the appropriate bank accounts that will cover all the operations necessary to be carried on such accounts.

In order to manage liquidity in relation to certain bank accounts associated with the operations of financial instruments, the Company uses the liquidity model of which the essence is to determine the safe area of the state of free cash flow that does not require corrective action.

Where the upper limit is achieved, the Company makes a transfer to the appropriate current account corresponding to the surplus above the optimum level. Similarly, if the cash in the account falls to the lower limit, the Company makes a transfer of funds from the current account to the appropriate account in order to bring cash to the optimum level.

Tasks relating to the maintenance and updating of the rules of the liquidity model are performed by the Company's Risk Control Department. Risk Control Department employees are required to analyse liquidity at least once a week, as well as to transfer the relevant information to the Company's Accounting Department in order to make certain operations in the accounts.

The subsidiaries manage liquidity by analysing the anticipated cash flows and by matching the maturities of assets with the maturities of liabilities. The subsidiaries do not use any models for managing liquidity. Liquidity management based on the liquidity gap analysis is effective and sufficient – in subsidiaries, there were no incidents related to lack of liquidity or the lack of possibility of meeting financial obligations. In extraordinary cases, the subsidiaries' liquidity may be provided by the Company.

The procedure also provides for the possibility of deviating from its application, and such procedure requires the consent of at least two members of the Company's Management. Information on deviations is transmitted to the Risk Control Department of the Company.

The Company has also implemented liquidity contingency plans, which were not used in the period covered by the financial statements and in the comparative period, due to the fact that the amount of the most liquid assets (own cash and cash equivalents) greatly exceeds the amount of liabilities.

As part of ongoing business and the tasks related to liquidity risk management, the managers of appropriate organisational units of the Company monitor the balance of funds deposited in the account in the context of planned liquidity needs related to the Company's operating activities. In its liquidity analysis, the existing possibility of generation of liquid assets, future needs, alternative scenarios and payment liquidity contingency plans are taken into consideration.

Supervision and control operations concerning the balance of cash accounts are also performed by the Risk Control Department of Company on a daily basis.

The contractual payment periods of financial assets and liabilities are presented below. The marginal and cumulative contractual liquidity gap, calculated as the difference between total assets and total liabilities for each maturity bucket, is presented for specific payment periods.



Contractual payment periods of financial assets and liabilities as at 31 December 2017

(IN PLN'000)	CARRYING AMOUNT	CONTRACTUAL CASH FLOWS	UP TO 3 MONTHS	3 MONTHS TO 1 YEAR	1 – 5 YEARS	OVER 5 YEARS	WITH NO SPECIFIED MATURITY
Financial assets							
Cash and cash equivalents	657 054	657 054	657 054	-	-	-	-
Financial assets held for trading							
CFDs	118 164	118 164	118 164	-	-	-	-
Total financial assets held for trading	118 164	118 164	118 164	-	-	-	-
Investments in subsidiaries	57 160	57 160	-	-	-	-	57 160
Loans granted and other receivables	5 060	5 060	3 807	-	1 253	-	-
Total financial assets	837 438	837 438	779 025	-	1 253	-	57 160
Financial liabilities							
Amounts due to customers	374 930	374 930	374 930	-	-	-	-
Financial liabilities held for trading							
CFDs	34 834	34 834	34 834	-	-	-	-
Total financial liabilities held for trading	34 834	34 834	34 834	-	-	-	-
Other liabilities	20 724	20 724	10 263	8 866	37	-	1 558
Total financial liabilities	430 488	430 488	420 027	8 866	37	-	1 558
Contractual liquidity gap in maturities (payment dates)			358 998	(8 866)	1 216	-	55 602
Contractual cumulative liquidity gap			358 998	350 132	351 348	351 348	406 950



Contractual payment periods of financial assets and liabilities as at 31 December 2016

(IN PLN'000)	CARRYING AMOUNT	CONTRACTUAL CASH FLOWS	UP TO 3 MONTHS	3 MONTHS TO 1 YEAR	1 – 5 YEARS	OVER 5 YEARS	WITH NO SPECIFIED MATURITY
Financial assets							
Cash and cash equivalents	586 772	586 772	586 772	-	-	-	-
Financial assets held for trading							
CFDs	90 224	90 224	90 224	-	-	-	-
Total financial assets held for trading	90 224	90 224	90 224	-	-	-	-
Investments in subsidiaries	66 095	66 095	-	-	-	-	66 095
Loans granted and other receivables	12 036	12 036	10 890	50	932	164	-
Total financial assets	755 127	755 127	687 886	50	932	164	66 095
Financial liabilities							
Amounts due to customers	350 821	350 821	350 821	-	-	-	-
Financial liabilities held for trading							
CFDs	21 647	21 647	21 647	-	-	-	-
Total financial liabilities held for trading	21 647	21 647	21 647	-	-	-	-
Other liabilities	20 438	20 438	13 160	7 129	149	-	-
Total financial liabilities	392 906	392 906	385 628	7 129	149	-	-
Contractual liquidity gap in maturities (payment dates)			302 258	(7 079)	783	164	66 095
Contractual cumulative liquidity gap			302 258	295 179	295 962	296 126	362 221

The Company does not expect the cash flows presented in the maturity analysis to occur significantly earlier or in significantly different amounts.



40.4 Credit risk

The chart below shows the carrying amounts of financial assets corresponding to the Company's exposure to credit risk:

(IN PLN'000)	31.12.2017		31.12.2016	
	CARRYING AMOUNT	MAXIMUM EXPOSURE TO CREDIT RISK	CARRYING AMOUNT	MAXIMUM EXPOSURE TO CREDIT RISK
Financial assets				
Cash and cash equivalents	657 054	657 054	586 772	586 772
Financial assets held for trading *	118 164	12 806	90 224	11 347
Investments in subsidiaries	57 160	57 160	66 095	66 095
Loans granted and other receivables	5 060	5 060	12 036	12 036
Total financial assets	837 438	732 080	755 127	676 250

* As at 31 December 2017 the maximum exposure to credit risk for financial assets held for trading, not including the collateral received, was PLN 95 197 thousand (2016: PLN 90 224 thousand). This exposure was collateralised with customers' cash, which, as at 31 December 2017, covered the amount of PLN 82 391 thousand (2016: PLN 78 877 thousand). Exposures to credit risk connected with transactions with brokers as well as exposures to the Warsaw Stock Exchange were not collateralised.

The credit quality of the Company's financial assets is assessed based on external credit quality assessments, risk weights assigned based on the CRR, taking account of the mechanisms used to mitigate credit risk, the number of days past due, and the probability of counterparty insolvency.

The Company's assets fall within the following credit rating brackets:

- Fitch Ratings – from F1+ to F3
- Standard & Poor's Ratings Services – from A-1+ to A-3
- Moody's – from P-1 to P-2

Cash and cash equivalents

Credit risk connected with cash and cash equivalents is related to the fact that own cash and customers' cash is held in bank accounts. Credit risk involving cash is mitigated by selecting banks with a high credit rating granted by international rating agencies and through diversification of banks with which accounts are opened. As at 31 December 2017, the Company had deposit accounts in 21 banks and institutions (2016: in 23 banks and institutions). The ten largest exposures are presented in the table below (numbering of banks and institutions determined individually for each period):

ENTITY	31.12.2017		31.12.2016	
	(IN PLN'000)	ENTITY	(IN PLN'000)	ENTITY
Bank 1	223 440	Bank 1	120 491	
Bank 2	108 812	Bank 2	98 762	
Bank 3	86 083	Bank 3	87 823	
Bank 4	77 019	Bank 4	76 076	
Bank 5	41 163	Bank 5	32 713	
Bank 6	25 291	Bank 6	29 421	
Bank 7	23 946	Bank 7	29 222	
Bank 8	22 026	Bank 8	28 474	
Bank 9	13 976	Bank 9	14 631	
Bank 10	6 351	Bank 10	14 402	
Other	28 947	Other	54 757	
Total	657 054	Total	586 772	

The table below presents a short-term assessment of the credit quality of the Company's cash and cash equivalents according to credit quality steps determined based on external credit quality assessments (where step 1 means the best credit quality and step 6 – the worst) and the risk weights assigned based on the CRR. Long-term assessment of the credit quality were used in case of exposures without short-term assessment of the credit quality or maturity longer than 3 months.

CREDIT QUALITY STEPS	CARRYING AMOUNT (IN PLN'000)	
	31.12.2017	31.12.2016
Cash and cash equivalent		
Step 1	614 489	541 567
Step 2	628	1 782
Step 3	41 937	43 423
Total	657 054	586 772



Financial assets held for trading

Financial assets held for trading result from transactions in financial instruments entered into with the Company's customers and the related hedging transactions.

Credit risk involving financial assets held for trading is connected with the risk of customer or counterparty insolvency. With regard to OTC transactions with customers, the Company's policy is to mitigate the counterparty credit risk through the so-called "stop out" mechanism. Customer funds deposited in the brokerage serve as a security. If a customer's current balance is 30 per cent or less of the security paid in and blocked by the transaction system, the position that generates the highest losses is automatically closed at the current market price. The initial margin amount is established depending on the type of financial instrument, customer account, account currency and the balance of the cash account in the transaction system, as a percent of the transaction's nominal value. A detailed mechanism is set forth in the rules binding on the customers. In addition, in order to mitigate counterparty credit risk, the Company includes special clauses in agreements with selected customers, in particular, requirements regarding minimum balances in cash accounts.

Due to the mechanisms in place, used to mitigate credit risk, the credit quality of financial assets held for trading is high and does not show significant diversity.

The Company's top 10 exposures to counterparty credit risk taking into account collateral (net exposure) are presented in the table below (numbering of counterparties determined individually for each period):

ENTITY	31.12.2017		31.12.2016	
	NET EXPOSURE (IN PLN'000)	ENTITY	NET EXPOSURE (IN PLN'000)	ENTITY
Entity 1	2 076	Entity 1	1 988	
Entity 2	1 340	Entity 2	892	
Entity 3	772	Entity 3	840	
Entity 4	713	Entity 4	838	
Entity 5	703	Entity 5	669	
Entity 6	675	Entity 6	429	
Entity 7	433	Entity 7	390	
Entity 8	416	Entity 8	384	
Entity 9	383	Entity 9	299	
Entity 10	238	Entity 10	159	
Total	7 749	Total	6 888	

Financial assets held to maturity

There were no financial assets held to maturity in the periods covered by the financial statements.

Other receivables

Other receivables do not show a significant concentration, and they arose in the normal course of the Company's business. Non-overdue other receivables are collected on a regular basis and, from the perspective of credit quality, they do not pose a material risk to the Company.

Warsaw, 6 March 2018



Omar Arnaout
President of the
Management Board

Paweł Frańczak
Member of the
Management Board

Filip Kaczmarzyk
Member of the
Management Board

Paweł Szejko
Member of the
Management Board

Ewa Stefaniak

The person responsible for
bookkeeping

**MANAGEMENT BOARD REPORT
ON THE OPERATIONS OF THE
GROUP AND COMPANY**





1. Basic information

1.1 General information

The Parent Company in the Capital Group X-Trade Brokers Dom Maklerski S.A. (the „Group”, „Capital Group”) is X Trade Brokers Dom Maklerski S.A. (hereinafter: the „Company” „Parent Entity”, „Parent Company”, „Brokerage”, „XTB”) with its headquarters located in Warsaw, at Ogrodowa street 58, 00-876 Warsaw.

X-Trade Brokers Dom Maklerski S.A. is entered in the Commercial Register of the National Court Register by the District Court for the Capital City of Warsaw, XII Commercial Division of the National Court Register, under No. KRS 0000217580. The Parent Company was granted a statistical REGON number 015803782 and a tax identification number 527-24-43-955.

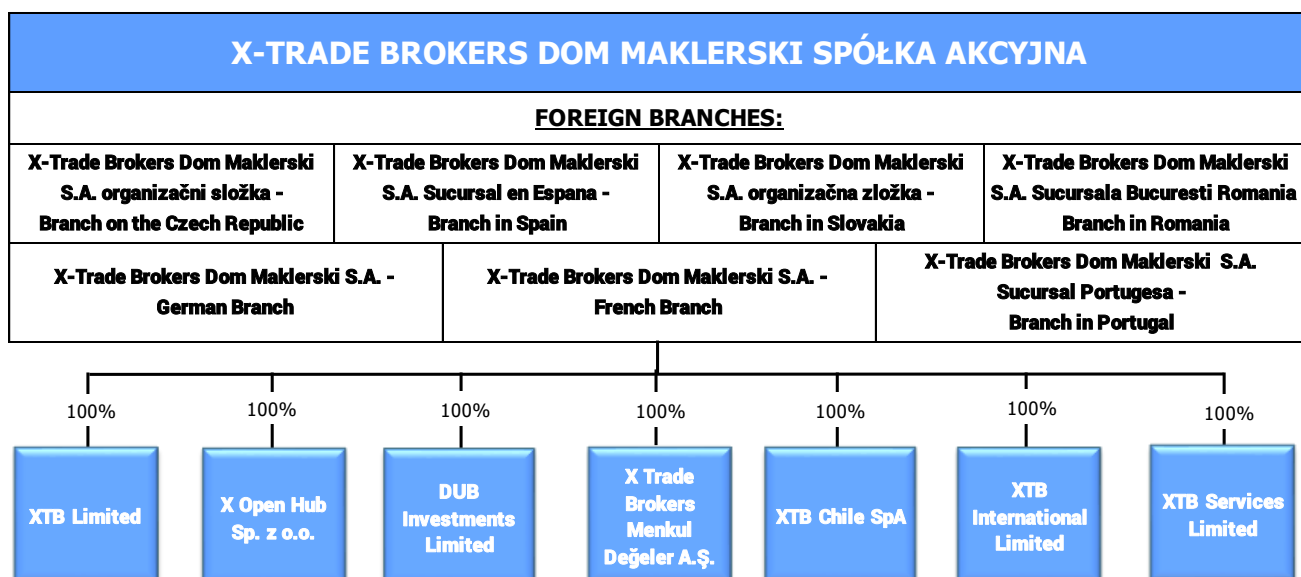
The Parent Company’s operations consist of conducting brokerage activities on the stock exchange and OTC markets (currency derivatives, commodities, indices, stocks and bonds). The Parent Company is supervised by the Polish Financial Supervision Authority and conducts regulated activities pursuant to a permit dated 8 November 2005, No. DDM-M-4021-57-1/2005.

The foregoing Management Board report on the operations of X-Trade Brokers Dom Maklerski S.A. Capital Group for 2017 includes disclosure requirements for the report on the operations of the Company X-Trade Brokers Dom Maklerski S.A. pursuant to § 83 section 7 of the Regulation on current and periodic information (...).

1.2 Composition of the Group

As at 31 December 2017 the Group comprised Parent Company and 7 subsidiaries. The Company has 7 foreign branches.

The chart below presents the corporate structure of the Group as at 31 December 2017, including Company’s subsidiaries and foreign branches, together with the share in the share capital/in the number of votes at the general meeting or the meeting of shareholders to which the shareholders is entitled.





All subsidiaries results are fully consolidated since the date of foundation/ acquisition. In the reporting periods all subsidiaries have been subject to consolidation.

Subsidiaries

Basic information about the Group companies, which are directly or indirectly dependent on the Company, is provided below.

XTB Limited, Great Britain

XTB Limited business comprises, among other things, the following types of operations.:

- making arrangements regarding investments for clients,
- dealing in investments as an agent,
- dealing in investments as the principal.

X Open Hub sp. z o.o., Poland

Main scope of business of the company is offering electronic applications and trading technology.

DUB Investments Limited, Cyprus

DUB Investments Limited business comprises:

- accepting and forwarding orders relating to one or more financial instruments,
- managing share packages.

On 12 July 2016 Cypriot Securities and Exchange Commission, „CySEC” approved to expand the brokerage license of the company by the following investment services:

- execution of orders on behalf of clients,
- dealing on own account and following ancillary services:
 - safekeeping and administration of financial instruments on behalf of clients, including custodianship and related services such as cash/additional insurance,
 - granting investors credits or loans to one or more financial instruments, where the firm granting the credit or loan is involved in the transaction,
 - foreign exchange services where these are connected to the provision of investment services.

Expanding of brokerage license includes all financial instruments listed in Section C of Annex 1 of MiFiD Directive.

X Trade Brokers Menkul Değerler A.Ş., Turkey

X Trade Brokers Menkul Değerler A.Ş. business encompasses among other.:

- investment consulting,
- trading derivatives,
- leverage trading on the forex market,
- trading intermediation.

On 10 February of 2017, the Turkish regulator, the Capital Market Board of Turkey (CMB), amended the regulations governing the activities of investment services, investment activities and additional services. On 30 November of 2017 the Management Board of XTB took decision on withholding the actions designed to terminate the activities on Turkish market and liquidation of subsidiary X Trade Brokers Menkul Değerler A.Ş. by the end of the first half of 2018. The decision on withholding the actions designed to terminate the activities on Turkish market results, among others from completion of the analysis made by the Issuer on the basis of legal opinion prepared by a law firm operating on the Turkish market according to which there are indications of the possibility of mitigation by Turkish regulator i.e. Capital Markets of Turkey (CMB) changes in regulations regarding the operation of investment services, investment activities and additional services which formed the basis for the managements Board's decision to withdraw its operations from the Turkish market. Therefore, in the case CMB provides favorable reduced regulations, the Management Board of the Company does not exclude the recommencement of its activity in Turkey.

XTB Chile SpA, Chile

On 17 February of 2017 the Parent Company established XTB Chile SpA. The Company owns 100% of shares in subsidiary. XTB Chile SpA will provide services involving the acquisition of clients from the territory of Chile.



XTB International Limited, Belize

On the 23 February 2017 the Parent Company acquire 100% of shares in CFDs Prime with its seat in Belize. On the 20 March 2017 the company changed its name from CFDs prime Limited to XTB International Limited. The company provides brokerage services based on the obtained permission issued by the International Financial Service Commission.

XTB Services Limited, Cyprus

On 27 July 2017 the Parent Company acquired 100% shares in Jupette Limited with its registered office in Cyprus. On 5 August 2017 the subsidiary changed its name to XTB Services Limited. The company provides marketing and marketing-sales services.

Lirsar S.A., Uruguay

On 28 June 2017 an application was filed for the deletion of Lirsar S.A. from the company register in Uruguay. The capital from the subsidiary with accumulated profits was returned to the Parent Company on 14 December 2017.

1.3 Changes in the Group's structure

In the reporting period, i.e. from 1 January to 31 December of 2017 there were no changes in the X-Trade Brokers Dom Maklerski S.A. Group's structure, than described in point 1.2 Composition of the Group.

After the end of the reporting period and before the date of publication of this report, took place changes in the structure of the Capital Group. On 8 January 2018 X Trading Technologies Sp. z o.o. was established, XTB holds 100% shares in a subsidiary. X Trading Technologies Sp. z o.o. will provide services related to other monetary services and activities related to the software.

1.4 Branches of the Parent Company

The Company has 7 foreign branches, listed below:

- X-Trade Brokers Dom Maklerski Spółka Akcyjna, organizační složka – a branch established on 7 March 2007 in the Czech Republic. The branch was registered in the commercial register maintained by the City Court in Prague under No. 56720 and was granted the following tax identification number: CZK 27867102,
- X-Trade Brokers Dom Maklerski Spółka Akcyjna, Sucursal en Espana – a branch established on 19 December 2007 in Spain. On 16 January 2008, the branch was registered by the Spanish authorities and was granted the tax identification number ES W0601162A,
- X-Trade Brokers Dom Maklerski Spółka Akcyjna, organizačná zložka – a branch established on 1 July 2008 in the Slovak Republic. On 6 August 2008, the branch was registered in the commercial register maintained by the City Court in Bratislava under No. 36859699 and was granted the following tax identification number: SK4020230324,
- X-Trade Brokers Dom Maklerski S.A. Sucursala Bucuresti Romania (branch in Romania) – a branch established on 31 July 2008 in Romania. On 4 August 2008, the branch was registered in the Commercial Register under No. 402030 and was granted the following tax identification number: CUI 24270192,
- X-Trade Brokers Dom Maklerski S.A., German Branch (branch in Germany) – a branch established on 5 September 2008 in the Federal Republic of Germany. On 24 October 2008, the branch was registered in the Commercial Register under No. HRB 84148 and was granted the following tax identification number: 4721939029,
- X-Trade Brokers Dom Maklerski Spółka Akcyjna (branch in France) – a branch established on 21 April 2010 in the Republic of France. On 31 May 2010, the branch was registered in the Commercial Register under No. 522758689,
- X-Trade Brokers Dom Maklerski S.A., Sucursal Portuguesa – a branch established on 7 July 2010 in Portugal. On 7 July 2010, the branch was registered in the Commercial Register under No. 980436613.

1.5 Organizational and capital ties

XXZW Investment Group S.A. with its registered office in Luxembourg is the key shareholder of the Company. It holds, as at 31 December 2017, 66,99% of shares and votes in the General Meeting. XXZW Investment Group S.A. prepares consolidated financial statements.

Mr. Jakub Zabłocki is the ultimate parent company for the Company and XXZW Investment Group S.A.



Apart from the organization of the Group and the Parent Company described above, neither the Parent company nor any of the Group companies holds any shares in other undertakings which could materially impact the assessment of its assets and liabilities, financial condition and profits and losses.

1.6 Changes to the management principles of the Company and its Capital Group

In the reporting period there were no changes in the management principles of the Company and its Capital Group.

2. The activities and development of the parent Company and its Capital Group

2.1 Products and services

The Group is an international provider of trading and investment products, services and solutions, specialising in OTC markets with a particular focus on CFDs, which are investment products with returns linked to the changes in the prices and values of underlying instruments and assets. The Group operates in two segments: retail and institutional segment. The Group's retail operations mainly include online trading of derivatives based on assets and underlying instruments that are traded on the financial and commodity markets. Institutional customers of the Group offers technologies thanks to which they can offer their clients the possibility of trading in financial instruments under their own brand. The Group also acts as a liquidity provider for institutional clients.

The Group offers two trading platforms to both retail clients and institutional clients:

- xStation
- MetaTrader 4 (MT4),

which are supported by the Group's advanced, proprietary technology infrastructure. The Group's retail clients are given access to one of the above-mentioned front-end trading platforms and to the range of its components, along with access to back-office systems. Institutional clients are granted full access to the set-up and management facilities, the branding system and the risk management tools.

The Group also offers its clients various trading alternatives based on the level of client sophistication (from beginner to expert) and on the mode of access (from smartphones to web-based interfaces to desktop applications). These applications provide retail clients investing in CFDs based on various financial instruments with tools, including charts, analytics, research and online trading.

The functionality of the Group's offer enables clients to open and deposit funds in accounts, place and move orders and request statements via the Internet. The Group's core technology uses software products designed for their functionality and scalability.

As at the end of 2017, the Group offered more than 1 500 CFDs with leverage, including approximately 50 instruments based on currency pairs, approximately 20 based on commodities, approximately 25 based on indices, approximately 1 400 based on shares of companies listed on stock exchanges in 12 countries and approximately 60 based on American and European ETFs. Additionally, in April 2016 the Group introduced to its portfolio CFD derivatives without leverage based on shares from international stock exchanges (so-called synthetic shares). Taking into account the synthetic shares, as at the end of 2017, the Group increased its financial instruments portfolio to over 3 000. The Group offers to its clients also an access to a social trading platform xSocial, which is fully integrated with xStation. This platform enables clients to select investors and copy their trades or place opposite trades (a user can select an investor who has disclosed his/her trades, applied risk management and hedging methods). Institutional client may also use the xRisk platform, which provides a complete risk management system.

In 2017, the Group expanded its offer by CFD based on cryptocurrencies and on cash indexes. In addition, a new range of equity instruments with a lever based on Scandinavian shares was also made available. In order to better protect retail clients, the Group decided to introduce a protection service against the negative balance of the client's account. In 2017, the method of collecting a security deposit was changed completely by introducing a mechanism based on the nominal exposure of the customer's account. The Group is actively introducing new improvements to the transaction platform that make it more intuitive and easy to use.

The scope of business of individual Group companies was described in Section *1.2 Composition of the Group*.



2.2 Main operating markets and their segments

The Group conducts its operations through two business segments:

- retail segment
- institutional segment.

The Group's retail business is focused on providing online trading in various instruments based on assets and underlying instruments from the financial and commodities markets to individual clients. For its institutional clients, the Group offers technologies that allow clients to set up their own trading environment under their own brands and acts as a liquidity provider to its institutional clients.

The Group operates on the basis of licences granted by regulators in Poland, the UK, Cyprus, Turkey and Belize. The Group's business is regulated and supervised by competent authorities on the markets on which the Group operates, including EU countries, where it operates on the basis of a single European passport. Currently, the Group is focusing on growing its business in 12 key countries, including Poland, Spain, the Czech Republic, Portugal, France and Germany and has prioritised Latin America as a region for future development.



On 10 February of 2017, the Turkish regulator, the Capital Market Board of Turkey (CMB), amended the regulations governing the activities of investment services, investment activities and additional services. On 18 May 2017, the Management Board of the Parent Undertaking decided to withdraw the Group from its activities in Turkey by undertaking activities aimed at extinguishing its activities on this market and liquidating its subsidiary X Trade Brokers Menkul Değerler A.Ş. This decision is due in particular to restrictions imposed by the Turkish regulator, which has led to a significant decline in the number of customers and consequently to a significant reduction in the Group's activity in Turkey. As a result of the decision, the Group recognized impairment allowance for brokerage fees in the Turkish market of PLN 5,612 thousand.

On 30 November of 2017 the Management Board of XTB took decision on withholding the actions designed to terminate the activities on Turkish market and liquidation of subsidiary X Trade Brokers Menkul Değerler A.Ş. by the end of the first half of 2018. The decision on withholding the actions designed to terminate the activities on Turkish market results, among others from completion of the analysis made by the Issuer on the basis of legal opinion prepared by a law firm operating on the Turkish market according to which there are indications of the possibility of mitigation by Turkish regulator i.e. Capital Markets of Turkey (CMB) changes in regulations regarding the operation of investment services, investment activities and additional services which formed the basis for the managements Board's decision to withdraw its operations from the Turkish market. Therefore, in the case CMB provides favorable reduced regulations, the Management Board of the Company does not exclude the recommencement of its activity in Turkey.

2.3 Events significantly influencing activities in 2017

Information about events and circumstances that had impact on the Company's and Group's operations in 2017 are presented in other parts of this report, in particular in note 3.2 *Basic economic and financial information*. Apart from the events described in this report there were no other events which had significant impact on the Company's and the Group's activities in 2017.



2.4 Material contract

In 2017, the Company and the Group companies did not enter into agreements material for XTB operations, different than described in this report, also the Company has no knowledge about contracts concluded between shareholders material for XTB operations.

2.5 Related party transactions

In the 12 months period ended 31 December 2017 and 31 December 2016 there were no related parties transactions concluded on other than arm's length basis.

Transactions and the balances of settlements with related parties were presented in detail in note 32 to the Separate Financial Statements.

2.6 Credits and loans

In the reporting period the Company and the Group companies did not execute or terminate any loan agreements.

In 2017 the Company and Group companies did not grant any loans.

2.7 Sureties and guarantees

On 9 May 2014 the Company issued a guarantee in the amount of USD 15 thousand to secure an agreement concluded by a subsidiary XTB Limited, based in the UK and PayPal (Europe) Sarl & Cie, SCA based in Luxembourg. The guarantee was granted for the duration of the main contract, which was concluded for an indefinite period.

In 2015 the Company issued a guarantee to secure office lease agreement concluded between subsidiary XTB Limited, based in UK and Canary Wharf Management Limited based in UK. The guarantee is to cover any costs arising from the lease agreement and over the remaining period for which it was concluded, ie. as at the balance sheet date up to the amount of PLN 1,65 million.

On the 30 June 2016 the Company concluded the agreement with K3 System Sp. z o.o. for lease of computer hardware which is secured with a bill of exchange with the bill declaration for the maximum amount of PLN 0,2 million.

On 7 July 2017, the Parent Company granted a surety of PLN 5.17 million to secure the agreement concluded by the subsidiary XTB Limited with its registered office in the United Kingdom and Worldpay (UK) Limited, Worldpay Limited and Worldpay AP LTD based in the United Kingdom. The guarantee was granted for the duration of the main contract, which was concluded for a period of 3 years with the possibility of further extension.

Apart from described above, in 2017 XTB did not grant and did not receive other sureties and guarantees.

2.8 Post balance sheet events

After the end of the reporting period and before the date of publication of this report, took place changes in the structure of the Capital Group. On 8 January 2018 X Trading Technologies Sp. z o.o. was established, XTB holds 100% shares in a subsidiary. X Trading Technologies Sp. z o.o. will provide services related to other monetary services and activities related to the software.



2.9 External and internal factors important for the development of the Company and the Group

2.9.1 The number of active accounts, transaction volumes and deposit amounts

The Group's revenue and its results of operations are directly mostly depended on the volume of transactions concluded by the Group's clients and the amount of deposits placed by them. The transaction volumes and deposit amounts depend, in turn, on the number of new active accounts and the number of clients starting trading operations on CFDs offered by the Group.

Net deposits placed by retail clients comprise deposits less the amounts withdrawn by the Group's clients in a given period. The level of net deposits defines the ability of the Group's clients to execute transactions in derivatives offered by the Group, which affects the level of the Group's transaction volumes.

2.9.2 Volatility in financial and commodity markets

The Group's revenue depends directly on the volume of transactions concluded by the Group's clients and profitability per lot which in turn is correlated with the general level of transaction activity on the FX/CFD market.

As a rule, the Group's revenues are positively affected by higher activity of financial markets due to the fact that in such periods a higher level of turnover is realized by the Group's customers and higher profitability on lot. The periods of clear and long market trends are favorable for the Company and it is at such times that it achieves the highest revenues. Therefore, high activity of financial and commodity markets leads, as a rule, to an increased volume of trading on the Group's trading platforms. However, the decline in this activity and related with this decrease in transaction activity of the Group's clients, it leads in principle to a decrease in the Group's operating income. Due to the above, the Group's operating income and profitability may decline in periods of low activity of financial and commodity markets. In addition, there may be a more predictable trend in which the market moves in a limited price range. This leads to market trends that can be predicted with a higher probability than in the case of larger directional market movements, which creates favorable conditions for transactions concluded in a narrow range of the market (range trading). In this case, a greater number of transactions that bring profits to customers is observed, which leads to a decrease in the Group's result on market making.

The volatility and activity of markets results from a number of external factors, some of which are characteristic for the market, and some may be related to general macroeconomic conditions.

2.9.3 General market, geopolitical and economic conditions

Changes in the general market and economic situation in the regions, in which the Group operates, to some extent affect the general buying power of the Group's clients, as well as their readiness to spend or save, which in turn to some extent affects the demand for the Group's products and services.

Unfavourable trends in the global economy may limit the level of disposable income of the Group's clients and induce them to limit their activity on the FX/CFD market, which may, in turn, reduce the volume of transactions in financial instruments offered by the Group and result in a drop in the Group's operating income.

2.9.4 Competition on the FX/CFD market

The FX/CFD market, both globally and in Poland, is characterised by high competitiveness. The Group competes with local entities (mainly brokerage houses being a part of or owned by commercial banks), local or Western European licenced institutions (such as Saxo Bank and IG Group) and other entities, both licenced and non-licenced which gain clients through the Internet (such as Plus500).

These entities compete with one another in terms of product and service prices, advanced technological solutions and brand strength. Activities undertaken by the Group and its competition affect the Group's competitive position and its share in the FX/CFD market. To maintain and expand its position in the markets in which it operates, the Group is investing in marketing activities.

In addition, the Group's ability to strengthen the current competitive position in the markets in which it operates, depends on many factors beyond the control of the Group, including in particular the recognition of the brand and the Group's reputation, attractiveness and quality of products and services offered by the Group as well as the functionality and quality of its technological infrastructure.



Moreover, results of operations depend to some extent on the level of spreads in the derivatives CFD. Increased competition in the market FX / CFD leads to a reduction in spreads in derivative transactions CFD. Smaller spreads and increased competition may reduce the revenues and profitability of the *market making* business model.

2.9.5 Regulatory environment

The Group operates in a strictly regulated environment that places specific significant obligations on the Group within the scope of a number of international and local regulations and provisions of applicable law. Among others, the Group is subject to regulations relating to:

- sales practices, including gaining of clients and marketing activities;
- maintaining capital at a specified level;
- anti-money laundering and preventing the financing of terrorism practices and “know your client” procedures (KYC);
- reporting obligations towards regulators;
- personal data protection and professional confidentiality obligations;
- obligations concerning investor protection and providing them with the relevant data on risks related to the brokerage services provided;
- supervision over the Group’s operations.

The Group is subject to supervision by specific regulatory authorities and public administration authorities in jurisdictions in which the Group operates. In Poland, the conduct of brokerage activities requires a licence from the PFSA and is subject to a number of regulatory requirements. The Company is a brokerage house operating based on a licence for the conduct of brokerage activities and is subject to regulatory supervision by the PFSA.

Thanks to the “single passport” rule arising from the MiFID II Directive, the Company operates as a branch based on and as part of the licence granted by the PFSA in the following member states of the EU: the Czech Republic, Spain, Slovakia, Romania, Germany, France and Portugal.

Moreover, the Company and XTB Limited, subject to the supervision by the FCA, conduct cross-border operations without establishing a branch (the MiFID Outward Service) in a number of jurisdictions, focusing mainly on the Italian and Hungarian markets. The Company also conducts cross-border operations in Austria, Belgium, Bulgaria, Greece, the Netherlands, Sweden, Italy, Hungary and the United Kingdom. Moreover, the cross-border operations of XTB Limited without establishing a branch (the MiFID Outward Service) cover all the remaining member states of the EU and Gibraltar, Iceland and Norway.

Additionally, the Company has a 100% interest in the following entities operating based on separate licences for the conduct of brokerage activities issued by the supervision authorities in foreign jurisdictions:

- XTB Limited – a brokerage house registered in the United Kingdom subject to supervision by the FCA,
- DUB Investments Limited – an investment firm conducting brokerage activities registered in Cyprus and subject to supervision by the CySEC,
- X Trade Brokers Menkul Değerler A.Ş – a company conducting brokerage activities, registered in Turkey and subject to supervision by Capital Markets Board of Turkey. At the same time, on 18 May 2017, the Company decided to withdraw from the activity on the Turkish market, however, on 30 November of 2017 the Management Board of XTB took decision on withholding the actions designed to terminate the activities on Turkish market and liquidation of subsidiary X Trade Brokers Menkul Değerler A.Ş by the end of the first half of 2018 due to the possibility for the Turkish regulatory authority CMB to mitigate changes in regulations regarding the operation of investment services, investment activities and additional services,
- XTB International Limited – the company provides brokerage services based on the obtained permission issued by the International Financial Service Commission,
- Lirsar S.A. – the company provided investment advisory services, registered in Uruguay and subject to the supervision of the Central Bank of Uruguay. In addition, in middle of 2017, liquidation activities were also undertaken in relation to Lirsar S.A. - in December 2017, the company was liquidated. The capital from the subsidiary with accumulated profits was returned to the parent company on 14 December 2017.

The Group has created a compliance (compliance in law) function for each Group Company to ensure compliance with the regulatory and regulatory requirements to which the Group is subject.

The regulatory environment in which the Group operates is constantly evolving. In recent years, the financial services industry has been subject to increasingly comprehensive regulatory oversight. The supervisory and public administration authorities regulating and supervising the Group's activities introduced a number of changes in the regulatory requirements to which the Group is subject and may undertake additional initiatives in this area in the future.



2.10 The Group's activities in 2017 and development outlook

The Group's strategy is to actively strengthen its position as an international supplier of technologically advanced products, services and solutions in the field of trading in financial instruments mainly in the EU and Latin America by increasing brand recognition, acquiring new clients for its transaction platforms and building a long-term investment profile and customer loyalty. The Group's strategic plan includes supporting growth through expansion into new markets, further penetration of existing markets, expansion of the Group's product and service offer as well as the development of the institutional segment of operations (X Open Hub).

The Management Board is of the opinion that the Group has built solid foundations that ensure its good position to generate stable growth in the future.

The Management Board's plans for the forthcoming periods assume the development of the Group, in particular through the expansion of the client base and product offer, further penetration of existing markets and geographical expansion into Latin American markets. He intends to strive to build shareholder value with determination. Due to the current underestimation of the Company, the Management Board withheld the work on consolidation of the market through mergers and acquisitions, focusing more on organic growth.

In 2017, the Group, consistently pursuing its strategic assumptions, expanded its offer by CFD based on cryptocurrencies and on cash indexes. In addition, a new range of equity instruments with a lever based on Scandinavian shares was also made available. In order to better protect retail clients, the Company decided to introduce a protection service against the negative balance of the client's account. In 2017, the method of collecting a security deposit was changed completely by introducing a mechanism based on the nominal exposure of the customer's account.

The Group consistently implemented in its branches modern tools for comprehensive management of customer relations from the moment of obtaining contact through the stages of further service, to signing the contract and maintaining the after-sales relationship. The tools allow for reporting and analysis, giving a better understanding of users and clients, which allows to optimize the cost of customer acquisition and retention, which translates into a better-matched offer and faster implementation of customer instructions.

The Group continued the process of investor education by organizing free workshops and conferences as well as providing access to educational materials for both beginners and more experienced investors. In the first half of 2017, the Group cooperated with the legendary investor Lex Van Dam. He conducted a series of online trainings for XTB clients in the scope of opportunities offered by the capital market, as well as investment strategies, which are guided by the world's most famous investors.

The year 2017 was also a period in which instruments such as Bitcoin and other cryptocurrencies started to enjoy popularity on the market. For this reason, the company's marketing activities in the second half of the year focused on the promotion of these instruments, communication of its offer and education of investors in terms of what are cryptocurrencies and contracts for differences.

In 2018, the Group will undertake further actions aimed at implementing the Strategy presented above.

3. Operating and financial situation

3.1 Principles of preparation of annual financial statements

Consolidated and separate financial statements were prepared based on International Financial Reporting Standards (IFRS), which were endorsed by the European Union.

The consolidated financial statements of the X-Trade Brokers Dom Maklerski S.A. Group prepared for the period from 1 January 2017 to 31 December 2017 with comparative data for the year ended 31 December 2016 cover the Parent Company's financial data and financial data of the subsidiaries comprising "The Group".

The separate financial statements of the X-Trade Brokers Dom Maklerski S.A. prepared for the period from 1 January 2017 to 31 December 2017 with comparative data for the year ended 31 December 2016 cover the Company's financial data and financial data of the foreign branch offices.

The consolidated and separate financial statements have been prepared on the historical cost basis, with the exception of assets and liabilities held for trading and financial instruments held for sale which are measured at fair value. The Group's and



the Company's assets are presented in the statement of financial position according to their liquidity, and its liabilities according to their maturities.

The Group companies maintain their accounting records in accordance with the accounting principles generally accepted in the countries in which these companies are established. The consolidated financial statements include adjustments not recognised in the Group companies' accounting records, made in order to reconcile their financial statements with the IFRS.

When preparing these consolidated and separate financial statements, the Parent Company decided that none of the Standards will be applied earlier.

The IFRS comprise standards and interpretations approved by the International Accounting Standards Board ("IASB") and the International Financial Reporting Interpretations Committee ("IFRIC").

3.2 Basic economic and financial information

3.2.1 Basic consolidated economic and financial information

The Group's operating and financial results are mainly affected by:

- the number of active accounts, transaction volumes and deposit amounts,
- volatility on financial and commodity markets,
- general market, geopolitical and economic conditions,
- competition on the FX/CFD market,
- regulatory environment.

The key factors affecting the Group's financial and operating results in the 12 months period ended 31.12.2017 are discussed below. The Management Board believes that these factors had and may continue to have an effect on the business activities, operating and financial results, financial condition and development perspectives of the Group.

Discussion of the Group's results in 2017

The table below shows selected items of the consolidated statement of comprehensive income for the periods indicated.

(IN PLN'000)	12 MONTHS PERIOD ENDED		CHANGE %
	31.12.2017	31.12.2016	
Result of operations on financial instruments	269 188	245 216	9,8
Income from fees and charges	4 457	5 284	(15,7)
Other income	122	76	60,5
Total operating income	273 767	250 576	9,3
Salaries and employee benefits	(73 150)	(71 864)	1,8
Marketing	(24 841)	(49 338)	(49,7)
Other external services	(21 943)	(20 620)	6,4
Costs of maintenance and lease of buildings	(7 934)	(8 698)	(8,8)
Amortisation and depreciation	(6 054)	(5 423)	11,6
Taxes and fees	(2 059)	(2 597)	(20,7)
Commission expenses	(5 964)	(4 182)	42,6
Other expenses	(3 552)	(5 739)	(38,1)
Total operating expenses	(145 497)	(168 461)	(13,6)
Operating profit	128 270	82 115	56,2
Impairment of intangible assets	(5 612)	-	-
Finance income	6 318	12 122	(47,9)
Finance costs	(14 291)	(955)	1 396,4
Profit before tax	114 685	93 282	22,9
Income tax	(21 712)	(15 575)	39,4
Net profit	92 973	77 707	19,6



In 2017, XTB reported PLN 92 973 thousand of consolidated net profit compared to PLN 77 707 thousand profit a year earlier. This is an increase of PLN 15 266 thousand ie. 19.6%. Operating profit (EBIT) increased y/y by PLN 46 155 thousand 56.2% to PLN 128 270 thousand. Consolidated revenues amounted to PLN 273 767 thousand to PLN 250 576 thousand a year earlier.

The net result for 2017 was shaped mainly by:

- 56,2% increase in operating profit (EBIT) due to:
 - 9,3% increase in operating income resulting from the higher volume of turnover generated by XTB customers with comparable profitability per lot;
 - significant improvement in cost effectiveness as reflected by a decrease in operating costs by PLN 22 964 thousand;
- factors not related to the main operating activity, i.e.:
 - creation of a revaluation write-down of a separate intangible asset in the form of a brokerage license for the Turkish market amounting to PLN 5 612 thousand (one-off event);
 - occurrence of negative exchange rate differences (financial costs) on own funds held by XTB in the amount of PLN 13 588 thousand (2016: positive exchange rate differences amounting to PLN 6 402 thousand) being a consequence of the strengthening of the zloty against other currencies.

Operating income

The Group's income is primarily derived from its retail activities and consists of:

- spreads (the difference between the offer price and the bid price),
- net result (profits offset by losses) from the Group's market making activities,
- fees and commissions charged by the Group to its clients,
- swap points charged by the Group (being the difference between the notional forward rate and the spot rate of a given financial instrument).

In 2017 the retail business segment generated approximately 88% of the total volume of the Group's turnover and the institutional business segment – approximately 12%.

Increase of revenues in 2017 by 9.3% y/y, ie. PLN 23 191 thousand from PLN 250 576 thousand to PLN 273 767 thousand, results mainly from the increase in the volume of trading calculated in lots with comparable profitability per lot. Turnover was higher by 180,9 thousand lots and unit profitability by PLN 0.3.

	12 MONTHS PERIOD ENDED				
	31.12.2017	31.12.2016	31.12.2015	31.12.2014	31.12.2013
Total operating income	273 767	250 576	282 542	204 434	215 559
Transaction volume in CFD instruments in lots ¹	2 196 558	2 015 655	2 443 302	1 986 639	1 947 679
Profitability per lot (in PLN) ²	125	124	116	103	111

¹) A lot is a unit of trading in financial instruments; in the case of foreign currency transactions, a lot corresponds to 100,000 units of the underlying currency; in the case of instruments other than CFDs based on currencies, the amount is specified in the instruments table and varies for various instruments.

²) Total operating income divided by the transaction volume in CFDs in lots.

	THREE-MONTH PERIOD ENDED							
	31.12.2017	30.09.2017	30.06.2017	31.03.2017	31.12.2016	30.09.2016	30.06.2016	31.03.2016
Total operating income (IN PLN'000)	75 460	73 063	66 526	58 718	93 959	42 802	31 050	82 765
Transaction volume in CFD instruments in lots ¹	618 893	523 769	513 814	540 082	488 660	468 686	525 108	533 201
Profitability per lot (in PLN) ²	122	139	129	109	192	91	59	155

¹) A lot is a unit of trading in financial instruments; in the case of foreign currency transactions, a lot corresponds to 100,000 units of the underlying currency; in the case of instruments other than CFDs based on currencies, the amount is specified in the instruments table and varies for various instruments.

²) Total operating income divided by the transaction volume in CFDs in lots.



Although in quarterly terms, the revenues of the XTB Group are subject to significant fluctuations, which is a phenomenon typical of the XTB business model, then in a longer time horizon, which is a year, they take on more stable and comparable values to those from historical years.

XTB has a solid foundation for growth in the form of a constantly growing customer base. In the fourth quarter of 2017, the number of open new accounts was record-breaking both in relation to the previous quarters of 2017 and individual quarters of 2016. The total number of open new accounts in 2017 increased by 62.1% compared to the comparable period. On the other hand, the average number of active accounts in the above period was 21 088, an increase of 22.3% y / y.

	PERIOD ENDED							
	31.12.2017	30.09.2017	30.06.2017	31.03.2017	31.12.2016	30.09.2016	30.06.2016	31.03.2016
New accounts ¹	16 530	11 278	9 635	13 280	9 624	8 060	7 178	6 438
Average number of active accounts ²	21 088	20 194	20 016	20 408	17 243	16 531	16 305	16 087

¹⁾ The number of accounts opened by the Group's clients in the particular quarters

²⁾ Average number of active accounts respectively for 12, 9, 6 and 3 months of 2017 and 12, 9, 6 and 3 months of 2016.

Similarly to the previous quarters of 2017, the increase in accounts in the fourth quarter of 2017 was related to the implementation of an optimized sales and marketing strategy and new products. An additional factor supporting the achievement of such an increase was the favorable situation on the financial markets.

In the opinion of the Management Board, in the following quarters of 2018, the increase in accounts should be continued due to the increased marketing activity and the introduction of new products to the XTB offer. In addition, the Management Board maintains that the largest business growth potential is in the German, French and Latin America markets.

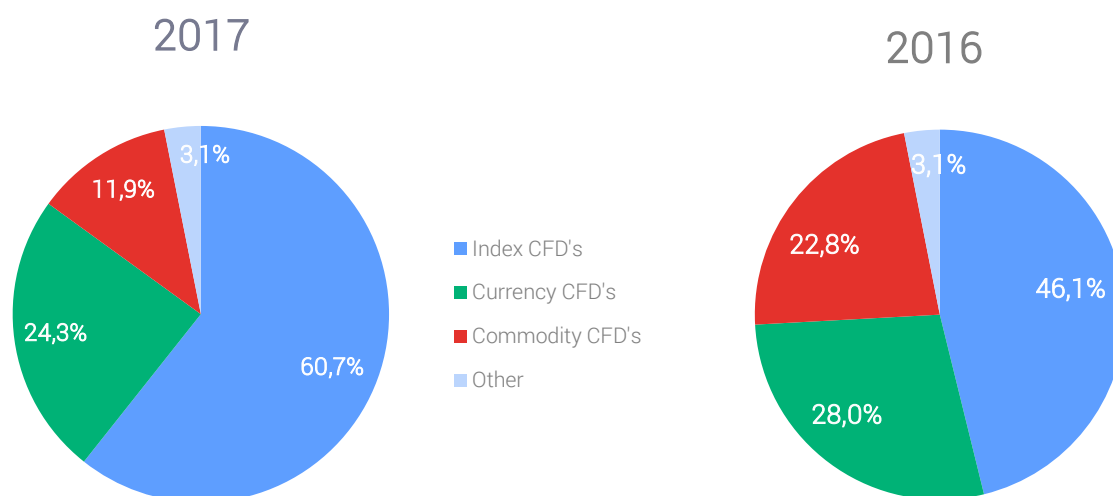
Looking at revenues in terms of the classes of instruments responsible for their creation, it can be seen that, similarly as in 2016, CFDs based on stock indices were the leader. Their share in the structure of revenues on financial instruments in 2017 reached 60.7% against 46.2% a year earlier. This is a consequence of the high interest of XTB clients in CFD instruments based on the German DAX stock index (DE30) and the US indices US30, US500, US100. The second most-traded class of assets traded by XTB clients were CFD currency instruments. Their share in the revenue structure in 2017 was 24.3% (2016: 28.0%) and the most popular currency pair was EURUSD. Other products, such as CFD derivatives based on bonds, shares and option derivatives in the analyzed periods accounted for a total of 3.1% of the result on operations in gross financial instruments, both in 2017 and in 2016.

The result of operations on financial instruments

(IN PLN'000)	12 MONTHS PERIOD ENDED		CHANGE %
	31.12.2017	31.12.2016	
Index CFDs	168 852	117 756	43,4
Currency CFDs	67 659	71 385	(5,2)
Commodity CFDs	33 098	58 069	(43,0)
Equity CFDs	1 899	1 454	30,6
Bond CFDs	(83)	1 116	(107,4)
Total CFDs	271 425	249 780	8,7
Option derivatives	6 884	5 332	29,1
Gross gain of transactions on financial instruments	278 309	255 112	9,1
Bonuses and discounts paid to customers	(3 421)	(3 531)	(3,1)
Commission paid to cooperating brokers	(5 700)	(6 365)	(10,4)
Net gain of transactions on financial instruments	269 188	245 216	9,8



The share of instruments in the result of operations on financial instruments



Geographically, XTB revenues were well diversified. Their growth occurred both in Central and Eastern Europe and in Western Europe. The countries from which the Group draws each time more than 15% of revenues are: Poland with a share equal 28.6% (2016: 31.9%) and Spain with a share equal 20.7% (2016: 18.0%). The share of other countries in the geographical structure of revenues does not exceed 15% in any case. Latin America is gradually gaining in importance in the global contribution, which is gradually replacing the gap in Turkey.

(IN PLN'000)	12 MONTHS PERIOD ENDED	
	31.12.2017	31.12.2016
Central and Eastern Europe	131 423	128 915
- including Poland	78 332	80 008
Western Europe	128 564	105 986
- including Spain	56 550	45 177
Latin America and Turkey	13 780	15 675
- including Turkey	4 943	15 675
Total operating income	273 767	250 576

The segmental diversification of revenues is becoming more and more visible in XTB. This is due to the dynamic development of the segment of institutional operations (X Open Hub). Since 2013, the Group provides services to institutional clients. As part of it, XTB provides liquidity and technology to other financial institutions, including brokerage houses.

(IN PLN'000)	12 MONTHS PERIOD ENDED	
	31.12.2017	31.12.2016
Retail segment	232 187	231 059
Institutional segment (X Open Hub)	41 580	19 517
Total operating income	273 767	250 576

Operating expenses

In 2017, XTB significantly improved cost efficiency in relation to the same period of the previous year, while maintaining increases in new accounts opened and the number of active accounts. During this period operating expenses amounted to PLN 145 497 thousand (2016: PLN 168 461 thousand), which means a decrease by 13.6% y/y. This decline was contributed by PLN 24 497 thousand lower marketing costs resulting mainly from lower expenditures on advertising campaigns.



The costs of employee remuneration and benefits in 2017 amounted to PLN 73 150 thousand, which means an increase of PLN 1 286 thousand ie. 1.8% compared to 2016. This increase is mainly due to the creation of provisions for variable components of remuneration.

The average employment in 2017 was 388 people, and 413 people in 2016. The average monthly cost of payroll and employee benefits per one employee in the Group in 2017 amounted to approximately PLN 16 thousand and slightly increased compared to the level from last year.

The costs of other external services in 2017 amounted to PLN 21 943 thousand and increased by PLN 1 324 thousand, ie. 6.4% compared to the previous year.

3.2.2 Selected financial and operating ratios of the Group

The financial ratios presented in the following table are not a measure of the financial results in accordance with the IFRS nor should they be treated as a measure of the financial results or cash flows from operating activities, or considered an alternative to a profit. These indicators are not uniformly defined and may not be comparable to ratios presented by other companies, including companies operating in the same sector as the Group.

	12 MONTHS PERIOD ENDED	
	31.12.2017	31.12.2016
EBITDA (in PLN'000) ¹	134 324	87 538
EBITDA margin (%) ²	49,1	34,9
Net profit margin (%) ³	34,0	31,0
Return on equity –ROE (%) ⁴	24,6	21,3
Return on assets – ROA (%) ⁵	11,0	10,2
Agregate capital adequacy ratio (%) ⁶	12,1	17,6

¹) EBITDA calculated as operating profit, including amortisation and depreciation.

²) Calculated as the quotient of operating profit, including amortisation and depreciation, and operating income.

³) Calculated as the quotient of net profit and operating income.

⁴) Calculated as the quotient of net profit and average balance of equity (calculated as the arithmetic mean of the total equity as at the end of the prior period and as at the end of the current reporting period).

⁵) Calculated as the quotient of net profit and average balance of total assets (calculated as the arithmetic mean of the total assets as at the end of the prior period and as at the end of the current reporting period).

⁶) Calculated as the quotient of equity and total risk exposure.

The table below presents:

- the number of new accounts opened by the Group's clients in individual periods;
- the number of active accounts;
- the aggregate number of accounts;
- the amount of net deposits in the individual periods;
- average operating income per one active account;
- the transaction volume in lots;
- profitability per lot.



The information presented in the table below is related to the aggregate operations in the retail and institutional operations segments.

	12 MONTHS PERIOD ENDED	
	31.12.2017	31.12.2016
New accounts ¹	50 723	31 300
Average number of active accounts ²	21 088	17 243
Accounts in total	204 064	156 501
Net deposits (in PLN'000) ³	357 677	314 045
Average operating income per active account (in PLN'000) ⁴	13,0	14,5
Transaction volume in CFD instruments in lots ⁵	2 196 558	2 015 655
Profitability per lot (in PLN) ⁶	125	124

¹) The number of accounts opened by the Group's clients in the individual periods.

²) The average quarterly number of accounts via which at least one transaction has been concluded over the last three months.

³) Net deposits comprise deposits placed by clients less amounts withdrawn by the clients in a given period.

⁴) The Group's operating income in a given period divided by the average quarterly number of accounts via which at least one transaction has been concluded over the last three months.

⁵) A lot is a unit of trading in financial instruments; in the case of foreign currency transactions, a lot corresponds to 100,000 units of the underlying currency; in the case of instruments other than CFDs based on currencies, the amount is specified in the instruments table and varies for various instruments.

⁶) Total operating income divided by the transaction volume in CFDs in lots.

The table below shows data on the Group's transaction volumes (in lots) by geographical area for the periods indicated.

	12 MONTHS PERIOD ENDED	
	31.12.2017	31.12.2016
Retail operations segment	1 940 276	1 819 055
Central and Eastern Europe	1 060 433	993 402
Western Europe	689 126	613 947
Latin America and Turkey	190 717	211 707
Institutional operations segment	256 282	196 600
Total	2 196 558	2 015 655



The table below shows data on the Group's revenue by geographical area for the periods indicated.

(IN PLN'000)	12 MONTHS PERIOD ENDED	
	31.12.2017	31.12.2016
Result from operations on financial instrument:	269 188	245 216
Central and Eastern Europe	128 017	125 159
Western Europe	127 391	104 409
Latin America and Turkey	13 780	15 648
Income from fees and charges:	4 457	5 284
Central and Eastern Europe	3 284	3 680
Western Europe	1 173	1 577
Latin America and Turkey	-	27
Other income:	122	76
Central and Eastern Europe	122	76
Western Europe	-	-
Latin America and Turkey	-	-
Total operating income¹	273 767	250 576
Central and Eastern Europe	131 423	128 915
- including Poland ²	78 332	80 008
Western Europe	128 564	105 986
- including Spain ²	56 550	45 177
Latin America and Turkey	13 780	15 675
- including Turkey	4 943	15 675

¹⁾ The countries where the Group always generates 15% or more of its revenues include Poland and Spain. The share of any of the other countries in the Group's revenue structure by geographical area does not exceed 15%.

²⁾ The country which generates the highest revenue in the region.

Retail operations segment

The table below presents key operational data in the retail operations segment of the Group for the respective periods indicated therein.

	12 MONTHS PERIOD ENDED	
	31.12.2017	31.12.2016
New accounts ¹	50 708	31 283
Average number of active accounts ²	21 056	17 207
Accounts in total	203 990	156 424
Number of transactions ³	26 181 580	27 212 807
Transaction volume in CFD instruments in lots ⁴	1 940 276	1 819 055
Net deposits (in PLN'000) ⁵	308 290	309 854
Average operating income per active account (in PLN'000) ⁶	11,0	13,4
Average cost of obtaining an account (in PLN'000) ⁷	0,5	1,6
Profitability per lot (in PLN) ⁸	120	127

¹⁾ The number of accounts opened by the Group's clients in the individual periods.

²⁾ The average quarterly number of accounts via which at least one transaction has been concluded over the last three months.

³⁾ Total number of open and closed transactions in a given period.

⁴⁾ A lot is a unit of trading in financial instruments; in the case of foreign currency transactions, a lot corresponds to 100,000 units of the underlying currency; in the case of instruments other than CFDs based on currencies, the amount is specified in the instruments table and varies for various instruments.

⁵⁾ Net deposits comprise deposits placed by clients less amounts withdrawn by the clients in a given period.

⁶⁾ The Group's operating income in a given period divided by the average quarterly number of accounts via which at least one transaction has been concluded over the last three months.

⁷⁾ Average cost of obtaining an account comprise total marketing costs of the Group divided by the number of new accounts in given period.

⁸⁾ Total operating income divided by the transaction volume in CFDs in lots.



The table below presents the average quarterly number of retail accounts maintained by the Group on which at least one trade was executed in the last three months, by geographical location. The locations of active accounts have been determined based on the location of the Group's office (that maintains the account) except for accounts maintained by XTB Limited. The accounts maintained by XTB Limited have been classified based on the client's country of residence rather than the location of the Group's office.

	12 MONTHS PERIOD ENDED			
	31.12.2017		31.12.2016	
Central and Eastern Europe	12 413	59%	10 343	60%
Western Europe	7 085	34%	5 451	32%
Latin America and Turkey	1 558	7%	1 413	8%
Total	21 056	100%	17 207	100%

Institutional operations segment

Since 2013, the Group has provided its services to institutional clients, including brokerage houses and other financial institutions.

The table below presents information regarding the number of accounts in the Group's institutional operations segment in the periods indicated.

	12 MONTHS PERIOD ENDED	
	31.12.2017	31.12.2016
Average number of active accounts	32	36
Accounts in total	74	77

The table below presents the Group's turnover (in lots) in the institutional operations segment in the periods indicated

	12 MONTHS PERIOD ENDED	
	31.12.2017	31.12.2016
Transaction volume in CFD instruments in lots	256 282	196 600



3.2.3 Basic separate economic financial information

Discussion of the Company's results in 2017

The table below shows selected items of the separate statement of comprehensive income for the periods indicated.

(IN PLN'000)	12 MONTHS PERIOD ENDED		CHANGE %
	31.12.2017	31.12.2016	
Result of operations on financial instruments	247 524	206 007	20,2
Income from fees and charges	4 047	4 729	(14,4)
Other income	122	76	60,5
Total operating income	251 693	210 812	19,4
Salaries and employee benefits	(59 246)	(55 168)	7,4
Marketing	(22 613)	(38 647)	(41,5)
Other external services	(20 836)	(17 227)	20,9
Costs of maintenance and lease of buildings	(5 843)	(5 772)	1,2
Amortisation and depreciation	(3 924)	(4 334)	(9,5)
Taxes and fees	(1 745)	(1 501)	16,3
Commission expenses	(5 069)	(3 564)	42,2
Other expenses	(2 106)	(3 694)	(43,0)
Total operating expenses	(121 382)	(129 907)	(6,6)
Operating profit	130 311	80 905	61,1
Impairment of investments in subsidiaries	(11 877)	-	-
Finance income	2 311	7 154	(67,7)
Finance costs	(15 097)	(1 090)	1 285,0
Profit before tax	105 648	89 969	17,4
Income tax	(18 250)	(13 970)	30,6
Net profit	87 398	72 999	19,7

Operating income

The Company's income is primarily derived from its retail activities and consists of:

- spreads (the difference between the offer price and the bid price);
- net result (profits offset by losses) from the Company's market making activities;
- fees and commissions charged by the Company to its clients;
- swap points charged by the Company (being the difference between the notional forward rate and the spot rate of a given financial instrument).

The table below shows information on the Company's operating income for the periods indicated.

	12 MONTHS PERIOD ENDED			
	31.12.2017		31.12.2016	
	(in PLN'000)	(%)	(in PLN'000)	(%)
Result of operations on financial instruments	247 524	98,3	206 007	97,7
Income from fees and charges	4 047	1,6	4 729	2,3
Other income	122	0,1	76	0,0
Total operating income	251 693	100,0	210 812	100,0

The largest source of the Company's operating income is the result from operations on financial instruments, which accounted for 98.3% and 97.7% of total operating revenues, in 2017 and 2016, respectively. The largest share in the result on transactions in gross financial instruments has three product classes: CFD derivatives on indices, currencies and commodities that generated in 2017, respectively 60.0%, 24.1% and 11.8% (in 2016, respectively: 46.1%, 28.0%, 22.8%). Other products, such as

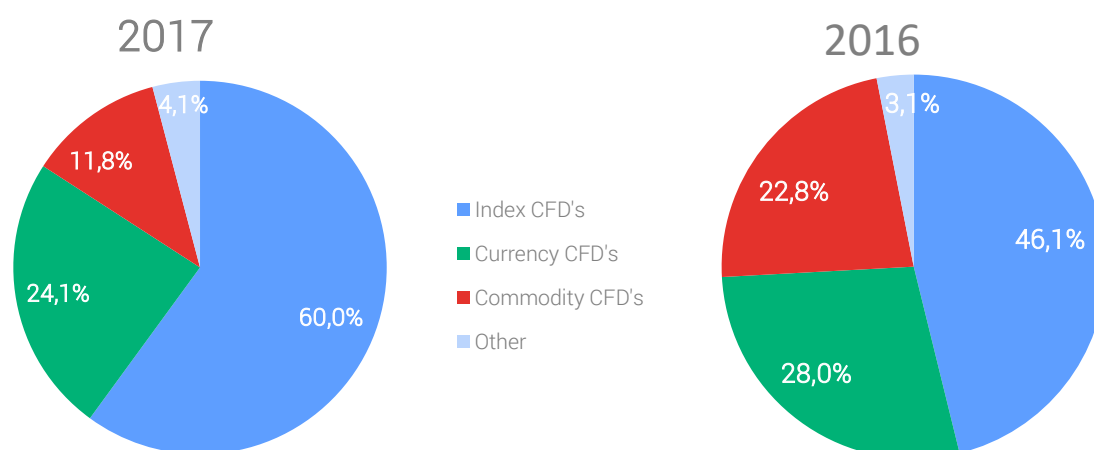


CFD derivatives based on bonds, shares and option derivatives in the analyzed periods accounted for a total of 3.1% of the result on operations in gross financial instruments, both in 2017 and in 2016.

The result of operations on financial instruments

(IN PLN'000)	12 MONTHS PERIOD ENDED		CHANGE %
	31.12.2017	31.12.2016	
Index CFDs	168 852	117 756	43,4
Currency CFDs	67 752	71 398	(5,1)
Commodity CFDs	33 098	58 069	(43,0)
Equity CFDs	1 899	1 454	30,6
Bond CFDs	(83)	1 116	(107,4)
Total CFDs	271 518	249 793	8,7
Option derivatives	6 884	5 332	29,1
Gain on transactions in financial instruments available for sale	2 835	17	16 576,5
Gross gain on transactions in financial instruments	281 237	255 142	10,2
Bonuses and discounts paid to customers	(1 852)	(2 825)	(34,4)
Commission paid to cooperating brokers	(31 861)	(46 310)	(31,2)
Net gain of transactions on financial instruments	247 524	206 007	20,2

The share of instruments in the result on operations financial instruments



Total operating expenses

In 2017, XTB significantly improved cost efficiency in relation to the same period of the previous year. During this period operating expenses amounted to PLN 121 382 thousand (PLN 129 907 thousand), which means a decrease by 6.6% y/y. This decline was contributed by PLN 16 034 thousand lower marketing costs resulting mainly from lower expenditures on advertising campaigns.

The costs of employee remuneration and benefits in 2017 amounted to PLN 59 246 thousand, which means an increase of PLN 4 078 thousand, ie. 7.4% compared to 2016. This increase is mainly due to the creation of provisions for variable components of remuneration.

The costs of other external services in 2017 amounted to PLN 20 836 thousand and increased by PLN 3 609 thousand, ie. 20.9%, compared to the previous year.



3.2.4 Selected financial and operating ratios of the Company

The financial ratios presented in the following table are not a measure of the financial results in accordance with the IFRS nor should they be treated as a measure of the financial results or cash flows from operating activities, or considered an alternative to a profit. These ratios are not defined in a harmonised manner and may not be comparable with the ratios presented by other companies, including companies operating in the same sector as the Company.

	12 MONTHS PERIOD ENDED	
	31.12.2017	31.12.2016
EBITDA (in PLN'000) ¹	134 235	85 239
EBITDA margin (%) ²	53,3	40,4
Net profit margin (%) ³	34,7	34,6
Return on equity – ROE (%) ⁴	22,5	19,6
Return on assets – ROA (%) ⁵	10,7	9,8
Agregate capital adequacy ratio (%) ⁶	12,2	16,9

¹⁾ EBITDA calculated as operating profit, including amortisation and depreciation.

²⁾ Calculated as the quotient of operating profit, including amortisation and depreciation, and operating income.

³⁾ Calculated as the quotient of net profit and operating income.

⁴⁾ Calculated as the quotient of net profit and average balance of equity (calculated as the arithmetic mean of the total equity as at the end of the prior period and as at the end of the current reporting period).

⁵⁾ Calculated as the quotient of net profit and average balance of total assets (calculated as the arithmetic mean of the total assets as at the end of the prior period and as at the end of the current reporting period).

⁶⁾ Calculated as the quotient of equity and total risk exposure.

Due to the fact that operating KPIs data concerning number of accounts, average number of active accounts, deposits, volume turnover in lots and average operating income per active account are analyzed by the Company's Management Board on the Group level, and not in the separate view, this data was presented only in the consolidated view. In the Company's opinion this gives complete view of the Group's situation. Therefore, in the Company's opinion analysis of the above mentioned KPIs on the consolidated level is reliable.



The table below shows data on the Company's revenue by geographical area for the periods indicated.

(IN PLN'000)	12 MONTHS PERIOD ENDED	
	31.12.2017	31.12.2016
Result of the operations on financial instrument:	247 524	206 007
Central and Eastern Europe	128 102	125 176
Western Europe	118 014	81 011
Latin America and Turkey	1 408	(180)
Income from fees and charges:	4 047	4 729
Central and Eastern Europe	2 966	3 273
Western Europe	1 081	1 456
Latin America and Turkey	-	-
Other income:	122	76
Central and Eastern Europe	122	76
Western Europe	-	-
Latin America and Turkey	-	-
Total operating income¹	251 693	210 812
Central and Eastern Europe	131 190	128 525
- including Poland ²	78 098	79 619
Western Europe	119 095	82 467
- including Spain ²	56 550	45 177
Latin America and Turkey	1 408	(180)
- including Turkey	2 606	(180)

¹⁾ The countries where the Company always generates 15% or more of its revenues include Poland and Spain. The share of any of the other countries in the Company's revenue structure by geographical area does not exceed 15%.

²⁾ The country which generates the highest revenue in the region.

3.3 Current and projected financial situation

Current and projected financial situation of X-Trade Brokers Dom Maklerski S.A. and the Capital Group shows no significant risks. The Company is the parent company of the Capital Group. The Company's financial situation should be evaluated by the results of the entire Capital Group. The company maintains and intends to maintain the financial liquidity at an adequate level to the scale of its operations.



3.4 Structure of assets and liabilities

3.4.1 Structure of assets and liabilities in the consolidated statement of financial position

(IN PLN'000)	31.12.2017	% balance sheet total	31.12.2016	% balance sheet total
ASSETS				
Own cash and cash equivalents	367 096	40,9	290 739	36,5
Customers' cash and cash equivalents	378 471	42,2	375 642	47,1
Financial assets held for trading	127 944	14,3	94 903	11,9
Financial assets available for sale	147	0,0	190	0,0
Income tax receivables	375	0,0	1 016	0,1
Loans granted and other receivables	4 009	0,4	5 244	0,7
Prepayments and deferred costs	3 216	0,4	3 590	0,5
Intangible assets	2 915	0,3	10 060	1,3
Property, plant and equipment	3 034	0,3	3 746	0,5
Deferred income tax assets	10 497	1,2	11 623	1,5
Total assets	897 704	100,0	796 753	100,0
EQUITY AND LIABILITIES				
Liabilities				
Amounts due to customers	421 400	46,9	377 268	47,4
Financial liabilities held for trading	40 905	4,6	22 645	2,8
Income tax liabilities	1 268	0,1	4 262	0,5
Other liabilities	21 913	2,4	22 693	2,8
Provisions for liabilities	1 666	0,2	948	0,1
Deferred income tax provision	10 210	1,1	13 044	1,6
Total liabilities	497 362	55,4	440 860	55,3
Equity				
Share capital	5 869	0,7	5 869	0,7
Supplementary capital	71 608	8,0	71 608	9,0
Other reserves	247 992	27,6	212 554	26,7
Foreign exchange differences on translation	(15 906)	(1,8)	(4 945)	(0,6)
Retained earnings	90 779	10,1	70 807	8,9
Equity attributable to the owners of the Parent Company	400 342	44,6	355 893	44,7
Total equity	400 342	44,6	355 893	44,7
Total equity and liabilities	897 704	100,0	796 753	100,0

As at 31 December 2017 balance sheet total amounted to PLN 897 704 thousand. In comparison to 31 December 2016 there was an increase by PLN 100 951 thousand i.e. 12,7%.

The most important asset item, both at the end of 2017 and 2016, are cash, which accounted for respectively in 2017 and 2016, 83,1% and 83,6% of assets. Cash comprises the Group's own funds and cash customers. Clients' cash is deposited in bank accounts separately from the Group's cash. The Group derives economic benefits from investing clients' funds. At the end of 2017, both own cash and cash funds of customers increased by 26.3% y/y and 0.8% y/y, respectively.

The second largest asset item in terms of financial assets are financial assets held for trading, representing at the end of 2017 and 2016, 14.3% and 11.9% of assets, respectively. This item increased by 34.8% y/y.

As regards the structure of liabilities, the most significant item as at 31 December 2017 were amounts due to customers (46.9% of liabilities in 2017 and 47.4% in 2016, respectively). Amounts due to customers result from transactions made by customers (including cash deposited on customer accounts).



3.4.2 Structure of assets and liabilities in the separate statement of financial position

(IN PLN'000)	31.12.2017	% balance sheet total	31.12.2016	% balance sheet total
ASSETS				
Own cash and cash equivalents	322 954	37,8	233 942	30,2
Customers' cash and cash equivalents	334 100	39,1	352 830	45,5
Financial assets held for trading	118 164	13,8	90 224	11,6
Financial assets available for sale	57 160	6,7	66 095	8,5
Income tax receivables	115	0,0	1 016	0,1
Loans granted and other receivables	5 060	0,6	12 036	1,6
Prepayments and deferred costs	2 661	0,3	2 891	0,4
Intangible assets	2 111	0,2	4 136	0,5
Property, plant and equipment	2 764	0,3	3 115	0,4
Deferred income tax assets	8 302	1,0	9 086	1,2
Total assets	853 391	100,0	775 371	100,0
EQUITY AND LIABILITIES				
Liabilities				
Amounts due to customers	374 930	43,9	350 821	45,2
Financial liabilities held for trading	34 834	4,1	21 647	2,8
Income tax liabilities	1 121	0,1	4 227	0,5
Other liabilities	20 724	2,4	20 438	2,6
Provisions for liabilities	911	0,1	883	0,1
Deferred income tax provision	8 022	0,9	13 080	1,7
Total liabilities	440 542	51,6	411 096	53,0
Equity				
Share capital	5 689	0,7	5 869	0,8
Supplementary capital	71 608	8,4	71 608	9,2
Other reserves	247 854	29,0	212 416	27,4
Foreign exchange differences on translation	612	0,1	1 873	0,2
Retained earnings	86 906	10,2	72 509	9,4
Total equity	412 849	48,4	364 275	47,0
Total equity and liabilities	853 391	100,0	775 371	100,0

As at 31 December 2017 balance sheet total amounted to PLN 853 391 thousand. In comparison to 31 December 2016 there was an increase by PLN 78 020 thousand i.e. 10,1%.

The most important asset item, both at the end of 2017 and 2016, are cash, which accounted for 76.9% and 75.7% of assets respectively in 2017 and 2016. Cash includes own funds of the Company and cash of clients. Clients' cash is deposited in bank accounts separately from the Company's cash. The company derives economic benefits from investing clients' cash. At the end of 2017, own funds increased by 38.0% y/y, while cash customers' cash decreased by 5.3% y/y.

The second largest asset item in terms of financial assets are financial assets held for trading, constituting at the end of 2017 and 2016, respectively, 13.8% and 11.6% of assets. This item increased by 31.0% y/y.

The company has investments in subsidiaries. The total nominal value of shares in subsidiaries as at 31 December 2017 amounted to PLN 57 160 thousand, which accounted for 6.7% of the Company's assets. As at 31 December 2016, this value amounted to PLN 66 095 thousand, ie 8.5% of the Company's assets. Decrease by PLN 8 935 thousand y/y is mainly due to the impairment write-down for investments in a subsidiary in Turkey in the amount of PLN 11 877 thousand. In 2017, the Company established a subsidiary XTB Chile SpA. The nominal value of shares as at the end of 2017 amounted to PLN 403 thousand. Additionally, in 2017, two new units were acquired, i.e. 100% shares in CFDs Prime with its registered office in Belize (present name XTB International Limited) and 100% shares in Jupette Limited with its registered office in Cyprus (current name XTB Services Limited). The nominal values of shares in these entities as at the balance sheet date totaled PLN 2 556 thousand.



As regards the structure of liabilities, the most significant item as at 31 December 2017 were amounts due to customers (43.9% of liabilities in 2017 and 45.2% in 2016, respectively). Amounts due to customers result from transactions made by customers (including cash deposited on customer accounts).

3.5 Factors which in the Management's Board belief may impact the Group's operations and perspectives

The Management Board believes that the following trends have impact and will maintain and continue to impact the Group's operations until the end of 2018 and in some cases also longer:

- The Group's revenue depends directly on the volume of transactions concluded by the Group's clients and profitability per lot which in turn is correlated with the general level of transaction activity on the FX/CFD market.

As a rule, the Group's revenues are positively affected by higher activity of financial markets due to the fact that in such periods, a higher level of turnover is realized by the Group's customers and higher profitability per lot. The periods of clear and long market trends are favorable for the Company and it is at such times that it achieves the highest revenues. Therefore, high activity of financial markets and commodities generally leads to an increased volume of trading on the Group's trading platforms. On the other hand, the decrease in this activity and the related decrease in the transaction activity of the Group's clients leads, as a rule, to a decrease in the Group's operating income. Due to the above, operating income and the Group's profitability may decrease in periods of low activity of financial and commodity markets. In addition, there may be a more predictable trend in which the market moves within a limited price range. This leads to market trends that can be predicted with a higher probability than in the case of larger directional movements on the markets, which creates favorable conditions for transactions concluded in a narrow range of the market (range trading). In this case, a greater number of transactions that bring profits to customers is observed, which leads to a decrease in the Group's result on market making.

The volatility and activity of markets results from a number of external factors, some of which are characteristic for the market, and some may be related to general macroeconomic conditions. It can significantly affect the revenues generated by the Group in the subsequent quarters. This is characteristic of the Group's business model. To illustrate this impact, the table below presents the historical financial results of the Group on a quarterly basis.

	THREE-MONTH PERIOD ENDED							
	31.12.2017	30.09.2017	30.06.2017	31.03.2017	31.12.2016	30.09.2016	30.06.2016	31.03.2016
Total operating income (in PLN'000)	75 460	73 063	66 526	58 718	93 959	42 802	31 050	82 765
Transaction volume in CFD instruments in lots ¹	618 893	523 769	513 814	540 082	488 660	468 686	525 108	533 201
Profitability per lot (in PLN) ²	122	139	129	109	192	91	59	155

¹) A lot is a unit of trading in financial instruments; in the case of foreign currency transactions, a lot corresponds to 100,000 units of the underlying currency; in the case of instruments other than CFDs based on currencies, the amount is specified in the instruments table and varies for various instruments.

²) Total operating income divided by the transaction volume in CFDs in lots.

Although the quarterly revenues of the XTB Group are subject to significant fluctuations, which is a phenomenon typical of the XTB business model, in the longer time horizon, which is the year, they assume in principle more stable and comparable values to those from historical years.

	12 MONTHS PERIOD ENDED				
	31.12.2017	31.12.2016	31.12.2015	31.12.2014	31.12.2013
Total operating income (in PLN'000)	273 767	250 576	282 542	204 434	215 559
Transaction volume in CFD instruments in lots ¹	2 196 558	2 015 655	2 443 302	1 986 639	1 947 679
Profitability per lot (in PLN) ²	125	124	116	103	111

¹) A lot is a unit of trading in financial instruments; in the case of foreign currency transactions, a lot corresponds to 100,000 units of the underlying currency; in the case of instruments other than CFDs based on currencies, the amount is specified in the instruments table and varies for various instruments.

²) Total operating income divided by the transaction volume in CFDs in lots.



- Since 2013, the Group provides services for institutional clients, including brokerage houses, start-ups and other financial institutions within the institutional activity segment (X Open Hub). As at the date of this report, the Group is in the process of developing the business of this segment, which is still at an early stage of development. The products and services offered by the Group as part of the X Open Hub differ from those offered as part of the retail segment, which entails different risks and challenges. As a result, the Group's revenues from this segment are exposed to large fluctuations from period to period. The table below illustrates the percentage share of the institutional business segment in total operating income.

	2017	2016	2015	2014	2013
% share of operating income from institutional operations in total operating income	15,2%	7,8%	4,7%	14,1%	4,6%

The Management Board anticipates that possible low activity in financial and commodity markets in 2018, regulatory changes as well as other factors (if they occur) may adversely affect the condition of XTB's institutional partners and thus lead to a drop in the volume of trading in lots in the coming period, as well as and XTB revenues from these customers. On the other hand, the Management Board of XTB can't exclude a higher turnover of clients in the institutional segment in the coming quarters.

- The Management Board expects that in 2018 operating expenses should be at a comparable (slightly higher) level to that observed in 2017. Their final level will depend on the amount of variable components of remuneration paid to employees and on the level of marketing expenses. The Group's results will affect the amount of variable remuneration components. The level of marketing expenditures will depend in turn on the assessment of their impact on the Group's results and profitability and the degree of customer responsiveness to the actions taken.
- On 18 May 2017, the Management Board of the Parent Company decided to withdraw the Group from its activities in Turkey by undertaking activities aimed at extinguishing its activities on this market and liquidating its subsidiary X Trade Brokers Menkul Değerler A.Ş. This decision is due in particular to restrictions imposed by the Turkish regulator, which has led to a significant decline in the number of customers and consequently to a significant reduction in the Group's activity in Turkey. As a result of the decision, the Group recognized impairment allowance for brokerage fees in the Turkish market of PLN 5 612 thousand.

On 30 November of 2017 the Management Board of XTB took decision on withholding the actions designed to terminate the activities on Turkish market and liquidation of subsidiary X Trade Brokers Menkul Değerler A.Ş by the end of the first half of 2018. The decision on withholding the actions designed to terminate the activities on Turkish market results, among others from completion of the analysis made by the Issuer on the basis of legal opinion prepared by a law firm operating on the Turkish market according to which there are indications of the possibility of mitigation by Turkish regulator i.e. Capital Markets of Turkey (CMB) changes in regulations regarding the operation of investment services, investment activities and additional services which formed the basis for the Managements Board's decision to withdraw its operations from the Turkish market. Therefore, in the case CMB provides favorable reduced regulations, the Management Board of the Company does not exclude the recommencement of its activity in Turkey.

In case of termination of activity on the Turkish market, which from the point of view of accounting in accounting books should be understood by repaying share capital / liquidation of assets held (loss of license) The Group, in accordance with the applicable accounting principles, will be required to take actions in reclassification of exchange differences resulting from the conversion of the Turkish company's capital from the position Exchange differences from translation in equity to the income statement. This operation will not affect the total amount of the Group's equity as at the date of its execution. Nevertheless, the Company will be required to demonstrate the effects of the abovementioned conversion as part of the result on financial activities, however, in the case of negative exchange differences, the effects of these conversions will be the financial cost. The company explains that the amount of exchange differences related to investments in Turkey is derived from the rate of Turkish lira, which is subject to fluctuations, hence the Group is not able to precisely estimate the value of the financial cost incurred in this respect as it will be recognized in the future as at the date of this report.

- Current regulatory changes in the industry at the national and international level may change its face in the long term. On 12 July 2017, a bill was published dated 10 July 2017 amending the Act on supervision of the financial market and certain other acts. On 13 December 2017, another bill was presented. The most important assumptions include a reduction in financial leverage to 1:50 for retail customers, while for retail customers who have met certain conditions and expressed such a desire, it will be possible to use leverage up to 1: 100. As at the date of this report, the bill is at the stage of giving opinions, so it is not known what the final shape of the law will look like.



On 18 January 2018, ESMA published a document - Call for evidence - regarding potential measures under product intervention in accordance with article 40 MiFIR with regard to CFDs and binary options contract offered to retail clients. The XTB Management Board is not able to predict the final shape of the planned changes.

It can't be ruled out that regulatory changes at the national and international levels can have a significant impact on the way the Group offers and promotes financial products, and what's next goes on the Group's financial results.

Due to the uncertainty regarding future economic conditions, expectations and forecasts of the Management Board are subject to a particularly high degree of uncertainty.

3.6 Risk factors

3.6.1 Risk management

The Group is exposed to a variety of risks connected with its current operations. The purpose of risk management is to make sure that the Group takes risk in a conscious and controlled manner. Risk management policies are formulated in order to identify and measure the risks taken and for regularly setting appropriate limits to limit the scale of exposure to these risks.

At the strategy level, the Management Board is responsible for establishing and monitoring the risk management policy. All risks are monitored and controlled with regard to profitability of the operations as well as the level of capital necessary to ensure safety of operations from the capital requirement perspective.

The Risk Management Committee, composed of members of the Supervisory Board, was appointed in the Parent Company. The Committee's tasks include: preparation of a draft document regarding risk appetite of the brokerage house, issuing opinions on management strategy developed by the Management Board, supporting the Supervisory Board in supervising the strategy of the brokerage house in risk management by the Management Board, verification of remuneration policy and principles of its implementation in terms of adjusting the remuneration system to the risk the brokerage house is exposed to, its capital, liquidity and probabilities and dates of obtaining income.

The Risk Control Department supports the Management Board in formulating, reviewing and updating ICAAP rules in the event of the occurrence of new types of risk, significant changes in strategy and operating plans. The Department also monitors the appropriateness and efficiency of the implemented risk management system, identifies, monitors and controls the market risk of the Group's own investments, defines the overall capital requirement and estimates internal capital. The Risk Control Department reports directly to the Member of the Management Board responsible for the operation of the Company's internal control system.

The Parent Company's Supervisory Board approves procedures for internal capital estimation, capital management and planning.

In the reporting period there were no significant changes in the risk management system.

3.6.2 Risk factors

The Group within its operations monitors and assesses risks and undertakes activities in order to minimize their impact on the financial situation.

As at 31 December 2017 and as at the date of this report, the Group identifies the following risks associated with the Group's operations and with the regulatory environment.

Risks associated with the Group's operations:

- Group's revenue and profitability are influenced by trading volume and volatility in financial and commodity markets that are impacted by factors that are beyond the Group's control;
- economic, political and market factors beyond the Group's control may harm its business and profitability;
- the Group may incur material financial losses from its market making model;
- the Group's risk management policies and procedures may prove ineffective;
- the Group may experience disruptions to or corruption of its infrastructure necessary for the conduct of the Group's business;
- the Group's business relies, to a great extent, on the Group's ability to maintain its good reputation and the general perception of the FX/CFD market;
- the Company may not be able to pay dividends in the future or pay lower dividends than provided in the Group's dividend policy;



- the Group may fail to implement its strategy;
- as a result of implementing its strategy relating to developing its operations in Latin America the Group may be exposed to various risks specific to Latin America;
- the Group may experience difficulties in attracting new retail clients and maintain its active retail client base;
- the Group may be unable to effectively manage its growth;
- the Group is subject to counterparty credit risk;
- the Group is exposed to client credit risk;
- the Group is exposed to the risk of losing its liquidity;
- the Group may lose access to market liquidity;
- the decline in interest rates may have an adverse impact on the Group's revenue;
- the Group's operations in certain regions are subject to increased risks associated with political instability and the risks that are typical of the developing markets;
- the Group operates on a highly competitive market;
- the Group may not be able to maintain technological competitiveness and respond to dynamically changing client demands;
- the Group may be unable to effectively protect or to ensure the continued use of its current intellectual property rights;
- the development of the Group's product and services portfolio and expansion of the Group's operations to include new lines of business may involve increased risks;
- the Group may not be able to hire or retain qualified staff;
- risks related to the Group's cost structure;
- the Group's insurance coverage relating to its operations may be insufficient or not available;
- within its operations the Group is significantly dependent on third parties;
- the Group may not be able to prevent potential conflicts between its interest connected with its activities and the interests of the clients;
- other factors beyond the Group's control could have negative impact on its operating activities.

Risks associated with the regulatory environment:

- the Group operates in a heavily regulated environment and may fail to comply with the rapidly changing laws and regulations. Additional information regarding the Group's regulatory environment were presented in section 5.2.;
- the Group is required to adapt its business to the new PFSA Guidelines, which may force the Group to incur significant financial expenditures and to implement material organisational changes, and may adversely affect the Group's competitive position;
- the Group is required to adapt its operation to the new ESMA Guidelines, which may require it to incur considerable financial outlays and implement significant organisational changes, and may adversely affect the Group's competitive position;
- the Company is required to maintain minimum levels of capital, which could restrict the Company's and as a consequence Group's growth and subject it to regulatory sanctions;
- the Company may be required to maintain higher capital ratios;
- maximum leverage ratios may be further reduced by regulators;
- the interpretation of the applicable laws may be unclear, and the laws may be subject to change;
- the Group may be exposed to increased administrative burdens and compliance costs as a respect of entering new markets;
- the procedures utilised by the Group, including in respect of anti-money laundering, preventing the financing of terrorism and 'know your client', may not be sufficient to prevent money laundering, the financing of terrorism, market manipulation or to identify other prohibited trades;
- the Group may be exposed to risks related to personal data and other sensitive data processed by the Group;
- a breach of consumer protection regulations may result in adverse consequences for the Group;
- advertising regulations and other regulations may impact the Group's ability to advertise;
- changes in tax law regulations specific for the Group's business, their interpretation or changes to the individual interpretations of tax law regulations could adversely affect the Group;
- the related-party transactions carried out by the Company and the Group Companies could be subject to inspection by the tax or fiscal authorities;
- court, administrative or other proceedings may have an unfavourable impact on the Group's operations, and the Group is exposed, in particular, to the risk of proceedings relating to client complaints and litigation, and regulatory investigation;
- as a brokerage house XTB may be required to bear additional financial burdens under Polish law, including contributions to the investment compensation scheme established by the NDS and contributions for the purpose of financing the PFSA's supervision of capital markets, as well as fees related to the costs of the Financial Ombudsman and his office;



- risk related to increased reporting obligations due to the applicability of FATCA and the automatic exchange of information on tax matters;
- the Group will be required to observe and to adjust its business to the MiFID II/MiFIR Package after it enters into force, which may be expensive and time-consuming and may result in significant restrictions in terms of the manner and scope in which the Group may offer its products and services;
- the risk related to the implementation of EU law in the Polish legal system on the implementation of remedial actions and the resolution of financial institutions;
- the Group be required to adjust its business to comply with the requirements of the MAD Directive after its implementation into the Polish legal order and the requirements of the MAR Regulation after its entry into force, which may be expensive and time-consuming, and it cannot be excluded that this will lead to substantial restrictions the manner and extent of offering their products and services by the Group.

3.6.3 Market risk

In the period covered by these consolidated financial statements, the Group entered into OTC contracts for differences (CFDs) and digital options. The Group may also acquire securities and enter into forward contracts on its own account on regulated stock markets.

The following risks are specified, depending on the risk factor:

- Currency risk connected with fluctuations of exchange rates
- Interest rate risk
- Commodity price risk
- Equity investment price risk

The Group's key market risk management objective is to mitigate the impact of such risk on the profitability of its operations. The Group's practice in this area is consistent with the following principles:

As part of the internal procedures, the Group applies limits to mitigate market risk connected with maintaining open positions on financial instruments. These are, in particular: a maximum open position on a given financial instrument, currency exposure limits, maximum value of a single instruction. The Trading Department monitors open positions subject to limits on a current basis, and in case of excesses, enters into appropriate hedging transactions. The Risk Control Department reviews the limit usage on a regular basis, and controls the hedges entered into.

3.6.4 Currency risk

The Group enters into transactions mainly on the foreign exchange derivative contracts. In addition to transactions whose underlying is the exchange rate, the Group has instruments which price is denominated in foreign currency.

Brokerage house also manages the market risk generated by the assets held in foreign currencies, the so-called currency positions. Currency position consists of own resources of Brokerage house denominated in foreign currencies in order to settle transactions on foreign markets and related to the conduct of foreign branches.

Accounting Department supervises the state of own funds on bank accounts. Risk Control Department is actively involved in setting limits related to market risk, monitors the effectiveness of the control systems of market risk, reconciles bank balances and balances with customers balances in transactional systems, monitors changes in balances and adherence to internal limits.

3.6.5 Credit risk

Credit risk is mainly affected by the risks associated with maintaining cash both own and customers' on bank accounts. The credit risk related to cash is limited by the choice of banks with high credit ratings awarded by international rating agencies and through diversification of banks in which accounts are opened. Risk Control Department continuously monitors the probability of default and credit ratings of banks, undertaking where appropriate the actions described in internal procedures. The concentration of exposures is monitored daily in order to avoid excessive negative impact on the Company of single event in the field of credit risk.

Credit risk involving financial assets held for trading is connected with the risk of customer or counterparty insolvency. With regard to OTC transactions with customers, the Group's policy is to mitigate the counterparty credit risk through the so-called "stop out" mechanism. Customer funds deposited in the brokerage house serve as a security. If a customer's current balance



is equal or less than 30% of the security paid in and blocked by the transaction system, the position that generates the highest losses is automatically closed at the current market price. The initial margin amount is established depending on the type of financial instrument, customer account, account currency and the balance of the cash account in the transaction system, as a percent of the transaction's nominal value. A detailed mechanism is set forth in the rules binding on the customers. In addition, in order to mitigate counterparty credit risk, the Group includes special clauses in agreements with selected customers, in particular, requirements regarding minimum balances in cash accounts.

Transactions made by customers on the regulated market practically does not generate relevant credit risk, since the vast majority of customers' orders is fully covered by the cash account.

3.6.6 Interest rate risk

Interest rate risk is the risk of exposure of the Company's current and future financial result and equity to the adverse impact of interest rate fluctuations. Such risk may result from the contracts entered into by the Company, where receivables or liabilities are dependent upon interest rates as well as from holding assets or liabilities dependent on interest rates.

As a rule, the change in bank interest rates does not significantly affect the Company's financial position, since the Company determines interest rates for funds deposited in customers' cash accounts based on a variable formula, in an amount not higher than the interest received by the Group from the bank maintaining the bank account in which customers' funds are deposited.

Interest rates applicable to cash accounts are floating and related to interest rates on the interbank market. Therefore, the risk of interest rate mismatch adverse to the brokerage is very low.

Since the Group maintains a low duration of assets and liabilities and minimises the duration gap, sensitivity of the market value of assets and liabilities to fluctuations of market interest rates is very low.

3.6.7 Liquidity risk

For the Company, liquidity risk is the risk of losing its payment liquidity, i.e. the risk of losing capacity to finance its assets and to perform its obligations in a timely manner in the course of normal operations or in other predictable circumstances with no risk of loss. In its liquidity analysis, the Group takes into consideration current possibility of generation of liquid assets, future needs, alternative scenarios and payment liquidity contingency plans.

Currently at the Brokerage house the value of the most liquid assets (own cash) far exceeds the value of liabilities, hence liquidity risk is relatively low. These values are continuously monitored.

3.6.8 Operational risk

Due to the dynamic development of the Parent Company, the expansion of product offerings and IT infrastructure, the Company to a large extent is exposed to operational risk, defined as the possibility of losses due to mismatch or failed internal processes, human and systems errors or external events, while the legal risk is considered to part of the operational risk.

The Brokerage house applies a number of procedures for the operational risk management, including business continuity plans of the Company, emergency plans and personnel policy. As in the case of other risks, the Company approaches to operational risk in an active way - trying to identify risks and take action to prevent their occurrence, or limiting their effects and an important element of this process is the analysis of the frequency of site and the type of events in the field of operational risk.

3.6.9 Hedge accounting

XTB does not apply hedge accounting.

3.7 Assessment of financial funds management

The Group manages its financial funds through ongoing monitoring of possibility to finance its assets and to perform its obligations in a timely manner in the course of normal operations or in other predictable circumstances with no risk of loss. In its liquidity analysis, the Group takes into consideration current possibility of generation of liquid assets, future needs, alternative scenarios and payment liquidity contingency plans.



The objective of liquidity management in XTB is to maintain the amount of cash on the appropriate bank accounts that will cover all the operations necessary to be carried on such accounts.

In order to manage liquidity in relation to certain bank accounts associated with the operations of financial instruments, the Parent Company uses the liquidity model. The essence of the model is to determine the safe area of the state of free cash flow that does not require corrective action.

When the upper limit is achieved, the Parent Company makes a transfer to the appropriate current account corresponding to the surplus above the optimum level. Similarly, if the cash in the account falls to the lower limit, the Parent Company makes a transfer of funds from the current account to the appropriate account in order to bring cash to the optimum level.

Tasks relating to the maintenance and updating of the rules of the liquidity model are performed by the Parent Company's Risk Control Department. Department employees are required to analyse liquidity at least once a week, as well as to transfer the relevant information to the Parent Company's Accounting Department in order to make certain operations in the accounts.

The subsidiaries manage liquidity by analysing the anticipated cash flows and by matching the maturities of assets with the maturities of liabilities. The subsidiaries do not use any models for managing liquidity. Liquidity management based on the liquidity gap analysis is effective and sufficient – in subsidiaries, there were no incidents related to lack of liquidity or the lack of possibility of meeting financial obligations. In extraordinary cases, the subsidiaries' liquidity may be provided by the Parent Company.

The procedure also provides for the possibility of deviating from its application, and such procedure requires the consent of at least two members of the Parent Company's Management Board. Information on deviations is transmitted to the Risk Control Department of the Parent Company.

The Parent Company has also implemented liquidity contingency plans, which were not used in the period covered by the financial statements and in the comparative period, due to the fact that the amount of the most liquid assets (own cash and cash equivalents) greatly exceeds the amount of liabilities.

As part of ongoing business and the tasks related to liquidity risk management, the managers of appropriate organisational units of the Parent Company monitor the balance of funds deposited in the account in the context of planned liquidity needs related to the Parent Company's operating activities. In its liquidity analysis, the existing possibility of generation of liquid assets, future needs, alternative scenarios and payment liquidity contingency plans are taken into consideration.

Supervision and control operations concerning the balance of cash accounts are also performed by the Risk Control Department of Parent Company on a daily basis.

The contractual payment periods of financial assets and liabilities are presented in notes 39.3 and 40.3 to the Consolidated and Separate Financial Statements, respectively. The marginal and cumulative contractual liquidity gap, calculated as the difference between total assets and total liabilities for each maturity bucket, is presented for specific payment periods.

In 2017, the Issuer did not issue any securities.

3.8 Material off-balance sheet items

In 2017 there were no material off-balance sheet items.

3.9 Financial forecasts

X-Trade Brokers Dom Maklerski S.A. did not publish any financial forecasts for 2017 (respectively consolidated and separate).

3.10 Dividend policy

The dividend policy adopted by the Company implies recommending to the General Meeting a dividend payment at the level of 50 - 100% of the Company's separate net profit for a given financial year, taking into account factors such as financial results and financial capabilities of the Company, as well as ensuring an adequate level of capital adequacy ratios of the Company, as well as the capital necessary for the development of the Group.



The dividend payment by the Company is subject to various types of legal restrictions. In particular, the date and method of payment of the dividend have been specified in the Polish commercial law. In addition, every year the PFSA issues positions regarding the dividend policy of financial institutions.

In the last position of 5 December 2017, the PFSA recommended that the dividend from the profit for 2017 should pay no more than 75% of the net profit, only brokerage houses that jointly meet the following criteria (for brokerage houses subject to capital requirements):

- as at 31 December 2017: the Common Equity Tier 1 ratio was at least 6%, the Tier 1 capital ratio was at least 9%, and the total capital ratio was at least 14%;
- the supervisory rating assigned in the BION process conducted in 2017 is 1 or 2
- the entity did not violate the capital adequacy norms in 2017, including the regulations regarding large exposure limits.

On 14 July 2017, the Company received from the Department of Investment Companies and Capital Market Infrastructure of the Polish Financial Supervision Authority ("PFSA") a supervisory assessment of the regulations, strategies, processes and mechanisms implemented by XTB in the field of risk management. According to the received letter, the Company was granted a supervisory rating 3 [2.97]. The supervisory rating was assigned to 31 December 2016.

In line with the position of the PFSA of 5 December 2017, XTB does not meet the criteria enabling the Commission to assess dividend payment for 2017.

On 28 November 2017, the Management Board of XTB recommended to the Supervisory Board to retain at the disposal of the Company the net profit achieved in the first half of 2017 in the amount of PLN 24 486 thousand. As at the date of publication of these financial statements, the Management Board of the Parent Entity did not make any decisions regarding the remaining profit for 2017.

The table below presents information about the separate net profit of the Company and the total amount of the dividend paid for the financial years indicated therein.

	FOR THE YEAR ENDED (IN PLN'000)	
	31.12.2016	31.12.2015
Net profit of the Company	72 999	115 021
Dividend	37 563	91 559

On 20 March 2017, the Management Board of the Company adopted a resolution regarding the recommendation to the Ordinary General Meeting of Shareholders of X-Trade Brokers Dom Maklerski S.A. payment of a dividend for 2016 in the amount of PLN 37 562 763,20 and retention of the remaining part of the profit to the Company's disposal. At the meeting on 23 March 2017, the Supervisory Board of the Company issued a positive opinion on the above recommendation.

The dividend from ordinary shares for 2016, paid on 23 May 2017, amounted to PLN 37 563 thousand (for 2015, the dividend amounted to PLN 91 559 thousand). The value of the dividend per one share paid for 2016 was PLN 0,32.

4. Corporate Governance

4.1 Set of rules of corporate governance applied by X-Trade Brokers Dom Maklerski S.A.

Acting pursuant to § 91 section 5 point 4 in connection with § 92 section 4 of the Regulation on current and periodic information (...), the Management Board of X-Trade Brokers Dom Maklerski S.A. provides a declaration on the application of corporate governance principles in 2017.

Best Practice of WSE Listed Companies

X-Trade Brokers Dom Maklerski S.A. applies the corporate governance principles expressed in the Code of Best Practice for WSE Listed Companies, adopted by the Warsaw Stock Exchange Council on 13 October 2015 and which came into force on 1 January 2016. The current content is available on the website dedicated to the principles of corporate governance of companies listed on the WSE under: www.gpw.pl/dobre-praktyki.



A statement on the company's compliance with the corporate governance recommendations and principles contained in Best Practices for WSE Listed Companies 2016 is posted on the website of X-Trade Brokers Dom Maklerski S.A., in the Investor Relations' section.

In 2017, X-Trade Brokers Dom Maklerski S.A. he complied with the principles expressed in the Code of Best Practice for WSE Listed Companies, excluding recommendation IV.R.2 and 2 detailed rules: I.Z.1.20, IV.Z.2.

In relation to the recommendation contained in Chapter IV, point 2, as follows:

„If justified by the structure of shareholders or expectations of shareholders notified to the company, and if the company is in a position to provide the technical infrastructure necessary for a general meeting to proceed efficiently using electronic communication means, the company should enable its shareholders to participate in a general meeting using such means, in particular through:

- 1) real-life broadcast of the general meeting,*
- 2) real-time bilateral communication where shareholders may take the floor during a general meeting from a location other than the general meeting,*
- 3) exercise of the right to vote during a general meeting either in person or through a plenipotentiary.”*

The Company identifies threats to the proper conduct of the General Meeting, especially legal risks, which in the opinion of the Company would exceed the potential benefits. Slight dissemination of practice of conducting the general meetings by means of electronic communication and inadequate preparation of the market may lead to increased risk of organizational and technical problems that might disrupt the proper running of the general meeting, as well as the risk of a possible undermining of the adopted resolutions of the general meeting, in particular due to technical defects. Due to the above, the Company does not apply on a permanent basis of this recommendation.

With regard to the rules contained in Chapter I, point 1.20, as follows:

“A company should operate a corporate website and publish on it, in a legible form and in a separate section, in addition to information required under the legislation: an audio or video recording of a general meeting.”

The Company has not adopted the use of this principle for the same reasons, which are described above.

With regard to the rules contained in Chapter IV, point 2, as follows:

“If justified by the structure of shareholders, companies should ensure publicly available real-time broadcasts of general meetings.”

The Company has not adopted the use of this principle for the same reasons as described in case of recommendation IV.R.2.

Principles of Corporate Governance of the PFSA

On 22 July 2014, the PFSA published the Principles of corporate governance for supervised institutions. The rules and information on their application are available on XTB website under:

www.xtb.com/pl/oferta/informacje-o-rachunku/informacje-prawne/inne.

In accordance with the PFSA Corporate Governance Principles, a supervised institution should strive to apply the principles set out in the Corporate Governance Rules of the Polish Financial Supervision Authority to the widest extent, taking into account the principle of proportionality resulting from the scale, nature of the business and the specifics of the institution. However, the withdrawal from the application of specific rules to the full extent can only occur if their comprehensive introduction would be unduly burdensome for the supervised institution.

On 18 December 2014, the Management Board adopted a resolution regarding the application of the Corporate Governance Rules of the Polish Financial Supervision Authority. The application of the Corporate Governance Rules of the Polish Financial Supervision Authority was confirmed by a resolution of the Extraordinary General Meeting of Shareholders of 28 January 2015.

The Company applies the Corporate Governance Rules of the Polish Financial Supervision Authority to the extent to which they define the rules of functioning of brokerage houses and are consistent with the generally applicable provisions.

The KNF Corporate Governance Principles, as expected by the PFSA, were implemented by the Company as of 1 January 2015. In the reporting period, the Company applied the KNF Corporate Governance Rules, with the following reservations:

- The principle set out in § 8 section 4 of the Corporate Governance Code of PFSA to the extent that it imposes on the supervised institution the obligation to facilitate the participation of all shareholders in the assembly of the supervisory body, inter alia by ensuring the possibility of electronically active participation in the meetings of the decision-making body.

Pursuant to the Articles of Association, participation in the General Meeting using electronic means of communication will be provided by the Company, if the announcement on convening the General Meeting will contain information about the possibility of shareholders participating in the General Meeting using electronic means of communication.



- The principle set out in § 21 section 2 of the Corporate Governance Code of PFSA to the extent it stipulates that the election of the chairman of the supervisory body should be made on the basis of experience and the ability to manage such body, taking into account the independence criterion.

Pursuant to the Articles of Association, Jakub Zabłocki has the right to appoint and dismiss one member of the Supervisory Board acting as the Chairman of the Supervisory Board by way of a written statement on the appointment or dismissal of the Chairman of the Supervisory Board delivered to the Company. Therefore, compliance with the above rule will depend on Jakub Zabłocki.

4.2 Equity

As at 31 December 2017 and as at the submission date of this annual report, share capital of X-Trade Brokers Dom Maklerski S.A. comprised of 117 383 635 A-series ordinary shares. The nominal value of the shares is PLN 0,05 per share.

4.3 Shares in the free float

On 4 May 2016, the WSE Management Board adopted a resolution to admit the Company's shares to trading on the regulated market with the same day. Subsequently, on 5 May 2016, the WSE Management Board adopted a resolution to introduce, as of 6 May 2016, all Company shares for stock exchange trading.

4.4 Shareholding structure

4.4.1 Shareholding structure at the end of the reporting period

To the best knowledge of the Management Board of the Company as at 31 December 2017, the status of shareholders holding directly or through subsidiaries, at least 5% of the total number of votes at the General Meeting of the Parent Entity, was as follows:

	NUMBER OF SHARES/ VOTES	NOMINAL SHARE VALUE (IN PLN'000)	SHARE IN CAPITAL/ IN TOTAL VOTES
XXZW Investment Group S.A. ¹	78 629 794	3 932	66,99%
Systemax SARL ²	22 280 207	1 114	18,98%
Quercus TFI S.A.	6 243 759	312	5,32%
Other shareholders	10 229 875	511	8,71%
Total	117 383 635	5 869	100,00%

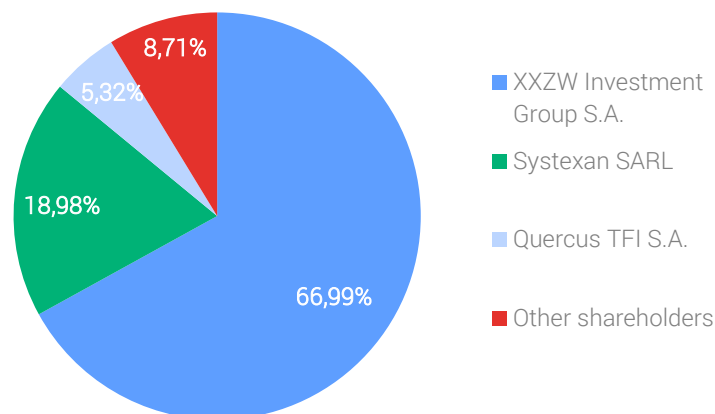
¹) XXZW Investment Group S.A. with its registered office in Luxembourg is directly controlled by Jakub Zabłocki, who holds shares representing 81,97% of the share capital authorising the exercise of 81,97% of the votes at the general meeting of the shareholders of XXZW.

²) S.à.r.l. with its registered office in Luxembourg is directly controlled by the Polish Enterprise Fund VI L.P., with its registered office in the Cayman Islands.

The percentage share in the share capital of the Parent Company of the abovementioned shareholders is in line with the percentage shares in the number of votes at the General Meeting.



The shareholding structure as at 31 December 2017 is presented in the following chart:



4.4.2 Changes in the shareholding structure after the balance sheet date

To the best knowledge of the Management Board of the Company as at the date of publishing this periodic report, the status of shareholders holding directly or through subsidiaries at least 5% of the total number of votes at the General Meeting of the Parent Entity did not change compared to the status as at 31 December 2017.

4.5 Acquisition of own shares

In the financial year 2017, the Company and its subsidiaries did not acquire the shares of X-Trade Brokers Dom Maklerski S.A.

4.6 Holders of securities with special control rights

In the 2017 financial year and as at the date of publication of this report, there were no securities that would give special control rights to the Company.

4.7 Restrictions on exercising the voting right

In the 2017 financial year and as at the date of publication of this report, there were no limitations to the exercise of voting rights attached to the Company's securities.

4.8 Restrictions on the transfer of ownership of shares

In accordance with the principles of the Incentive Scheme, Jakub Malý, Paweł Frańczak and Alberto Medrán pledged to XXZW and SYSTEXAN that due to the fact that the options were exercised and shares were granted on the basis of the Incentive Scheme, they will not sell them on the date on which The Company is subject to a contractual limitation of the transferability of the Shares (specified in the Bid Guarantee Agreement, i.e. within 360 days from the date of the first listing of the Company's shares on the WSE (ie until 01 May 2017).

At the same time, as at the balance sheet date and as at the date of publication of this report, there were no restrictions on the transfer of ownership of securities.



4.9 Agreements as a result of which changes may occur in the future in the proportions of shares held by the current shareholders

As at the date of publication of this annual report, the Company is not aware of any events that may result in future changes in the proportions of shares held by existing shareholders.

4.10 Management Board

The governing body of the Company is the Management Board.

4.10.1 Composition, changes and election of the Management Board

The rules for appointing and dismissing Management Board members and their rights are specified in the Company's Articles of Association. Pursuant to the Articles of Association of the XTb, the composition of the Management Board may include from three to six members, including the President of the Management Board and two Vice Presidents of the Management Board.

In accordance with its Articles of Association, at least two members of the Management Board need to have:

- higher education,
- at least three years of experience of working for financial market institutions
- a good opinion in connection with the positions held thereby.

Articles of Association of the Company is available on the Company's website www.xtb.pl in the Investor Relations section.

Members of the Management Board are appointed and dismissed by the Supervisory Board. The number of members of the Management Board is determined by the Supervisory Board in the resolution on appointing members of the Management Board. A member of the Management Board may also be dismissed or suspended from office by resolution of the General Meeting.

The Management Board is appointed for a joint three-year term.

The mandates of members of the Supervisory Board shall expire on the date of the General Meeting which approves the financial statements of the Company for the last full year of their term of office and in other cases specified in the Code of Commercial Companies.

As at 31 December 2017 and as at the date of publication of this interim report, the composition of the Management Board was as follows:

NAME AND SURNAME	FUNCTION	DATE OF FIRST APPOINTMENT	EXPIRATION DATE OF THE CURRENT TERM
Omar Arnaout*	Chairman of the Management Board	10.01.2017*	29.06.2019
Paweł Frańczak	Board Member	31.08.2012	29.06.2019
Paweł Szejko	Board Member	28.01.2015	29.06.2019
Filip Kaczmarzyk	Board Member	10.01.2017	29.06.2019

* Omar Arnaout on 10.01.2017 was appointed as a member of the Management Board for Sales in the rank of Vice Chairman of the Board. On 23.03.2017 he was appointed the Chairman of the Management Board

During the reporting period the following changes occurred in the composition of the Management Board:

- on 10 January of 2017 Mr Jakub Mały was dismissed from the position of the President of the Management Board,
- on 10 January 2017 a resolution was adopted that the Management Board of the Company will consist of five persons, including the President of the Management Board, the Vice-President of the Management Board and three members of the Company's Management Board. At the same time, on the same day, the Management Board of the Company was appointed:
 - Mr. Omar Arnaout, taking up the position of the Member of the Management Board responsible for Sales in the position of the Vice President of the Management Board,
 - Mr. Filip Kaczmarzyk, who assumed the position of the Member of the Management Board responsible for Trading,



- on 10 January 2017, Mr. Jakub Zabłocki (Member of the Supervisory Board from 10 January 2017) has been delegated to temporarily perform the activities of the President of the Management Board - for the period from 10 January 2017 to 10 April 2017,
- on 23 March 2017, Mr. Jakub Zabłocki was recalled from the function of the President of the Management Board. At the same time, Mr. Omar Arnaout was appointed the Chairman of the Management Board on the same day.

In the reporting period and until the date of submission of this report, there were no changes in the composition of the Management Board other than those described above.

4.10.2 Powers of the Management Board

The Management Board is authorised to conduct the affairs of the Company, represent the Company and any matters not reserved by law or the Articles of Association of the Company to the General Meeting or the Supervisory Board. The Management Board conducting the Company's affairs, makes decisions in the interest of the Company, shall draft the Company's development strategy and identifies the main goals of the Company.

All members of the Management Board are obliged and authorized to jointly conduct the Company's affairs.

President of the Management Board shall convene meetings of the Management Board and chair. Chairman of the Management Board may authorize other members of the Management Board to convene and preside over meetings of the Management Board. In the absence of the President Management, the meeting of the Management Board shall be convened by the oldest member of the Management Board.

In particular, the Management Board shall have the power and shall be required to:

- act on behalf of the Company and represent the Company in dealings with third parties,
- prepare periodic reports and statements of the Company within timeframes allowing for their publication in accordance with relevant laws,
- submit financial statements to a statutory auditor for the purpose of their audit or review,
- submit reports of the Management Board on the activities of the Company and the financial statements, including an opinion and report of the statutory auditor (if required by law), to the Supervisory Board for the purpose of evaluation,
- convene General Meetings, submit proposals to be considered by the General Meeting and prepare draft resolutions of the General Meeting in a timely manner,
- submit reports of the Management Board on the activities of the Company and the financial statements, including an opinion and report of the statutory auditor, for the last financial year, to the General Meeting for the purpose of consideration and approval,
- develop and adopt regulations related to the operations of the Company, unless such authority has been reserved for any other body of the Company,
- prepare draft annual budgets, including the budget of the Company, budgets of Subsidiaries and the consolidated budget of the capital group of the Company, to be presented for approval to the Supervisory Board,
- fulfil reporting obligations imposed on brokerage houses,
- any other matters not reserved for other bodies of the Company.

The Management Board does not have a special competence in the issue and redemption of XTB shares.

4.10.3 The operation of the Management Board

The Management Board operates on the basis of the Regulations of the Management Board.

Meetings of the Management Board shall be held not less than once a month at the headquarters of the Company or if all members agree, elsewhere on Polish territory. The Management Board may hold a meeting without being formally convened if all members are present at the meeting and no one objects to holding the meeting or any of the proposed items on the agenda. Management Board resolutions are passed by an absolute majority of votes cast, and in the case of an equal number of votes "for" and "against" the vote of the Chairman of the Board decides.

Board members may participate in adopting resolutions of the Board by casting their votes in writing through another member of the Management Board. Casting a vote in writing may not concern matters introduced to the agenda during the meeting of the Board. Resolutions may be passed in writing or using means of direct remote communication. The resolution is valid if all the members of the Board have been notified of the draft resolution.

In accordance with the Articles of Association, the President of the Management Board supervises the activities of the Management Board and determines the internal division of tasks and powers among particular members of the Management



Board, specifically, the President of the Management Board may entrust the management of specific departments to particular members of the Management Board. Furthermore, the President of the Management Board calls and chairs meetings of the Management Board. The President of the Management Board may authorise other members of the Management Board to convene and chair meetings of the Management Board. In the absence of the President of the Management Board or if the position of the President of the Management Board is vacant, the meetings of the Management Board are convened by the oldest member of the Management Board. Additionally, special rights of the President of the Management Board in terms of managing the work of the Management Board may be determined in the Regulations of the Management Board.

Two members of the Management Board acting jointly are authorised to make representations on behalf of the Company.

4.10.4 Shares of the Company and related entitles held by the Members of the Management Board

The table below presents shares held by managing and supervising persons as at the balance sheet date and as at the date of publication of this report:

NAME AND SURNAME	FUNCTION	NUMBER OF SHARES HELD AS AT 31.12.2017	NUMBER OF SHARES HELD AS AT THE DATE OF THIS REPORT
Paweł Frańczak	Board Member	37 328	37 328

Other Management Board Members did not have any shares of the Company at the end of the reporting period and as at the date of this report.

As at the end of the reporting period and as at the date of this report, Management Board Members did not have any rights to the Company's shares.

The Management Board Members did not own shares in related entities.

4.10.5 Positions held by the Management Board Members of the issuer in the Group companies

The following table provides information on the functions carried out by members of the Management Board of the parent company in the authorities of subsidiaries:

NAME AND SURNAME	COMPANY	FUNCTION
Jakub Malý*	X Trade Brokers Menkul Değerler	Board Member
Paweł Frańczak	DUB Investments Ltd	Managing Director
Paweł Szejko	X Trade Brokers Menkul Değerler	Board Member
Omar Arnaout**	X Trade Brokers Menkul Değerler	Board Member
Omar Arnaout***	X Trading Technologies Sp. z o.o.	Chairman of the Management Board

* Jakub Malý was a member of the Management Board of X-Trade Brokers Menkul Değerler until 30 January 2017.

** Omar Arnaout has been Chairman of the Management Board of X-Trade Brokers Menkul Değerler from 17 February 2017.

*** Omar Arnaout is a Chairman of the Management Board of X Trading Technologies Sp. z o.o. from 15 February 2018.

Members of the Management Board of the parent company did not receive in 2017 and 2016 remuneration for performing functions in the bodies of subsidiaries.

4.11 Supervisory Board

The Supervisory Board shall supervise the operations of the Company in all areas of its operations.

4.11.1 Composition, changes and election of the members of the Supervisory Board

Pursuant to § 15 of the Articles of Association of the Company, the Supervisory Board consists of five to nine members. The Supervisory Board members are appointed for a joint three year term of office.



Composition and election of the Supervisory Board

The Supervisory Board shall consist of five to nine members.

The Supervisory Board members are appointed and dismissed as follows:

- Jakub Zabłocki has the right to appoint and dismiss one member of the Supervisory Board, who is the Chairman of the Supervisory Board, by way of a written representation on the appointment or dismissal of the chairman of the Supervisory Board submitted to the Company; the above right which, within the meaning of Article 385 §2 of the Commercial Companies Code is classified as an "other method of appointment" of a member of the Supervisory Board, will be enjoyed by Jakub Zabłocki until such time that, through entities personally controlled thereby, within the meaning of the Accounting Act, or jointly with such entities or personally, he holds shares in the Company representing at least 33% of the overall number of votes at the General Meeting;
- SYSTEXAN, as long as it holds shares in the Company representing at least 10% of the overall number of votes at the General Meeting, will enjoy the personal right to appoint and dismiss one member of the Supervisory Board by way of a written representation on the appointment or dismissal of the given member of the Supervisory Board delivered to the Company;
- the other members of the Supervisory Board will be appointed and dismissed by the General Meeting.

The number of members of the Supervisory Board in a given term is determined by the General Meeting, and if the General Meeting does not reach other decision, the number of members of the Supervisory Board will be five. In the case of the election of the Supervisory Board by way of separate group voting in compliance with Article 385 of the Commercial Companies Code, the number of Supervisory Board members will be five.

The members of the Supervisory Board may elect from among themselves a Deputy Chairman of the Supervisory Board and a secretary of the Supervisory Board. Once Jakub Zabłocki loses his personal right referred to above, the members of the Supervisory Board will elect a Chairman of the Supervisory Board from amongst themselves.

The mandates of the Supervisory Board members shall expire on the date of the General Meeting approving financial statements for the last full year as a member of the Supervisory Board and in other cases specified in the Code of Commercial Companies.

As at 31 December 2017 and as at the date of submission of this report, the composition of the Supervisory Board was as follows:

NAME AND SURNAME	FUNCTION	STARTING DATE OF THE CURRENT TERM OF OFFICE	EXPIRATION DATE OF THE CURRENT TERM OF OFFICE
Jakub Leonkiewicz	Chairman of the Supervisory Board	30.05.2017	09.11.2018
Łukasz Baszczyński	Member of the Supervisory Board	09.11.2015	09.11.2018
Jarosław Jasik	Member of the Supervisory Board	09.11.2015	09.11.2018
Michał Kędzia	Member of the Supervisory Board	09.11.2015	09.11.2018
Bartosz Zabłocki	Member of the Supervisory Board	09.11.2015	09.11.2018

In the reporting period, the following changes took place in the composition of the Supervisory Board:

- on 10 January 2017, Mr. Jakub Leonkiewicz resigned from participation in the Supervisory Board of the Company and held the position of Chairman in it, with immediate effect. In connection with the above, exercising the right under § 15 para. 4 of the Articles of Association of XTB, on 10 January 2017. Jakub Zabłocki appointed, with effect on the same day, his person as a Member of the Supervisory Board of the Company acting as its Chairman.
- on 30 May 2017, Mr. Jakub Zabłocki dismissed himself from the position of the Chairman of the Supervisory Board of the Company, at the same time appointing Mr. Jakub Leonkiewicz for this position.

In the reporting period and until the date of submission of this report, there were no changes in the composition of the Supervisory Board other than those described above.

4.11.2 Powers of the Supervisory Board

The Supervisory Board shall exercise permanent supervision over the operations of the Company in all areas of such operations.

Apart from the matters reserved for the competence of the Supervisory Board by the Code of Commercial Companies, the Supervisory Board shall be responsible, in particular, for:



- evaluation and review of the financial statements for the last financial year and evaluation of the report of the Management Board on the activities of the Company for the last financial year, in terms of their compliance with accounting books and documents, as well as the actual state of affairs, and review of the distribution of profits or covering the losses proposed by the Management Board;
- submitting to the General Meeting of the annual written report on the results of the review and evaluation referred to in point above;
- suspending members of the Management Board in their activities, for material reasons;
- determining conditions of remuneration and employment of members of the Management Board;
- appointing committees referred to in §18 of the Regulations of the Supervisory Board;
- granting consent to the payment of interim dividends;
- approving annual budgets, including the budget of the Company, the budgets of the Subsidiaries, and the consolidated budget of the capital group of the Company;
- appointing an independent external auditor for the Company and the Subsidiaries;
- granting consent to the provision of sureties, guarantees or other forms of collateral for third-party liabilities, excluding any events which are directly and closely related to the operations of the Company, which shall be understood as any activities directly related to the current brokerage activities performed by the Company and the Subsidiaries, and in particular those related to trading in foreign exchange contracts, contracts for difference and any other instruments in the OTC market, including any marketing activities (the "Operations of the Company");
- granting consent to establishment of pledges, mortgages, assignments by way of security, and any other encumbrances on the assets of the Company or the Subsidiaries, not provided for in the budget;
- granting consent to the acquisition, subscription or disposal by the Company or any of the Subsidiaries any shares or stocks in other companies, or any assets or organised part of the enterprise of another company or other companies, or to mergers with (or demergers from) other companies or enterprises by the Company or any of the Subsidiaries, excluding any agreements concluded within the framework of Operations of the Company, if such acquisition, subscription or disposal does not exceed 5% of the share capital of such other company;
- granting consent to the sale, encumbrance, leasing or any other disposal of the real estate of the Company or any of its Subsidiaries, not provided for in the budget approved by the Supervisory Board;
- granting consent to the conclusion of agreements between the Company or any of its subsidiaries and the members of the Managements Board, the Supervisory Board or shareholders of the Company, or any related party, with any member of the Management Board, the Supervisory Board or any shareholder of the Company, excluding any agreements concluded within the framework of Operations of the Company;
- expressing an opinion on changes to the investment policy of the Company, if any such change would result in the increase, by more than 50%, of the maximum exposure of the Company to market risk, unless the revenues of the Company, as planned in the budget approved by the Supervisory Board, were to increase by more than 50%, and in this case, such an opinion of the Supervisory Board shall be required if the percentage of the increase in the exposure exceeds the percentage of the increase in the revenues, as planned in the budget;
- granting members of the Management Board consent for competitive interests, within the meaning of article 380 of the Code of Commercial Companies;
- granting consent to the disposal by the Company of any right or incurring a liability with a value exceeding EUR 1 000 000 (one million), if any such disposal or liability has not been provided for in the budget approved by the Supervisory Board, including any disposal or liability related to repeated or continuous benefits/services, if the value of benefits arising therefrom exceeds EUR 1 000 000 (one million) per annum. In the event that the total value of all such disposals and liabilities made or incurred by the Company, and not provided for, or exceeding the value provided for, in the budget of the Company, exceeds in the calendar year the amount of EUR 3 000 000 (three million), the Management Board shall be required to request the Supervisory Board for its approval of any disposal of right or liability to be incurred which has not been provided for in the budget of the Company, regardless of the value thereof,
- granting consent to members of the Management Board to take office in the management or supervisory boards of companies from outside the capital group of the Company;
- granting consent to the appointment and dismissal of persons in charge of the internal audit and compliance departments of the Company,
- review and expressing opinion on matters to be discussed and put to a vote at the General Meeting.

4.11.3 The operation of the Supervisory Board

The Chairman of the Supervisory Board manages the work of the Supervisory Board and represents the Supervisory Board before other authorities of the Company. In the case of the absence of the chairman of the Supervisory Board or a vacancy in such position, the above-mentioned rights of the chairman of the Supervisory Board should be exercised by a member of the



Supervisory Board authorised thereby to exercise such rights, and if no such authorisation has been granted, by the eldest member of the Supervisory Board.

The Chairman of the Supervisory Board or a member of the Supervisory Board authorised thereby convenes the meetings of the Supervisory Board and chairs such meetings, and if the chairman of the Supervisory Board has not granted the relevant authorisation, the right to convene and chair the meetings is enjoyed by the eldest member of the Supervisory Board. A meeting of the Supervisory Board may also be convened by two members of the Supervisory Board acting jointly.

The Management Board or a member of the Supervisory Board may demand that a meeting of the Supervisory Board be convened by presenting the proposed agenda. Such meeting of the Supervisory Board should be convened for a date falling no later than the 14th day from the date of submitting the request, provided that, if reasonable circumstances exist preventing the presence of at least half of the members of the Supervisory Board at the meeting within the above mentioned deadline, the meeting of the Supervisory Board may be convened not later than within 30 days from the date of filing the application.

Resolutions of the Supervisory Board may also be adopted in writing by circulating the resolution or by using means of direct remote communication.

Members of the Supervisory Board may participate in the adoption of resolutions of the Supervisory Board by casting their vote in writing and delivering it through another member of the Supervisory Board. Such method of voting may only be used when voting on matters already on the agenda of a meeting of the Supervisory Board.

The detailed procedure for the operation of the Supervisory Board and the organisation thereof is set out in the Regulations of the Supervisory Board.

Resolutions of the Supervisory Board will be valid if all of the members of the Supervisory Board have been invited to and at least half are present at a Supervisory Board meeting, including the chairman or a deputy chairman of the Supervisory Board.

The Supervisory Board resolutions are passed by a simple majority. In case of equal number of votes, the vote of the Chairman of the Supervisory Board decides.

4.11.4 Shares of the Company and related entities held by the Supervisory Board Members

Supervising persons did not hold shares in subsidiaries.

The supervising persons did not own shares in related entities.

4.11.5 Positions held by the Supervisory Board Members of the Issuer in the Group companies

Members of the Supervisory Board of the Parent Company did not hold in the reporting period at the same time functions in the bodies of subsidiaries.

4.11.6 Committees of the Supervisory Board

There are two committees of the Supervisory Board, i.e. the Remuneration Committee and the Audit Committee. The duties of the Remuneration Committee are performed by all of the members of the Supervisory Board collectively pursuant to a resolution adopted thereby. The duties of the Audit Committee are performed by all of the members of the Supervisory Board collectively pursuant to a resolution adopted by the General Meeting.

The Supervisory Board may also appoint other committees. The detailed duties and procedures for the appointment and operation of the committees are provided for in the Regulations of the Supervisory Board.

Audit Committee

In accordance with the Articles of Association, the Supervisory Board appoints the Audit Committee. Until 13 October 2017, the tasks of the Audit Committee are performed by the entire Supervisory Board.

On 13 October 2017, the Audit Committee was appointed as follows:

- Jakub Leonkiewicz – Chairman of the Audit Committee;
- Jarosław Jasik – Member of the Audit Committee;
- Łukasz Baszczyński – Member of the Audit Committee;



- Michał Kędzia – Member of the Audit Committee;
- Bartosz Zabłocki – Member of the Audit Committee.

The tasks of the audit committee include in particular:

- supervision over the organizational unit dealing with internal audit;
- monitoring the financial reporting process;
- monitoring the effectiveness of internal control systems, internal audit, compliance and risk management, including in the field of financial reporting;
- monitoring the performance of auditing activities;
- monitoring the independence of the certified auditor and the entity authorized to audit financial statements, including in the case of rendering services other than financial audit services to the Company;
- controlling and monitoring the independence of the certified auditor and the audit firm;
- informing the Supervisory Board about the results of the audit and explaining how this research contributed to the reliability of financial reporting in the public interest unit, and what was the role of the audit committee in the audit process;
- assessing the independence of the certified auditor and consenting to the provision of permitted non-audit services;
- developing a policy of selecting an audit firm to conduct the audit;
- development of a policy by the audit firm conducting the audit, by entities related to this auditing company and by a member of the auditing company's network of permitted non-audit services;
- determining the procedure for selecting an audit firm;
- presenting to the Supervisory Board recommendations regarding the appointment of statutory auditors or audit firms;
- submitting recommendations aimed at ensuring the reliability of the financial reporting process.

Remuneration committee

The function of the Remuneration Committee is performed in the Company by entire Supervisory Board.

The tasks of the Remuneration Committee include:

- opining on the policy of the variable remuneration components, including in respect of remuneration value and the components thereof;
- opining on the observed policy of variable remuneration components;
- opining on and monitoring the payment of variable remuneration components of any individuals who hold management positions related to risk management, internal audit and the compliance of the brokerage house's operations with the law;
- the determination of the lists of individuals holding management positions in the Company; and
- the approval of the proposed value and components of remuneration of the individuals holding management positions.

4.11.7 The control system for employee share schemes

With the exception of the Incentive Scheme introduced on the basis of the shareholders' agreement of 28 March 2011 adopting the option plan of the Company concluded between XXZW and SYSTEXAN in the execution of the investment agreement (of which the Company informed in detail in the Prospectus), XTB does not operate employee share program. On 23 December 2016, members of the Management Board entitled under the Incentive scheme exercised their entitlement to acquisition of XTB shares.

4.12 General Meeting of Shareholders

The operation of the General Meeting of the Company and its powers are contained in the Articles of Association and the Regulations of the General Meeting of X-Trade Brokers Dom Maklerski SA with its registered office in Warsaw, which is available on the Company's website under www.xtb.pl in Investors Relations section.

4.12.1 Operation of the General Meeting

General Meetings is convened by the Management Board as ordinary or extraordinary.

Ordinary General Meetings are held annually, not later than within six months after the end of the financial year.



Extraordinary General Meetings are convened in the circumstances specified in the Commercial Companies Code or in the Articles of Association and also if the authorities or persons authorised to convene General Meetings believe such to be necessary.

Ordinary General Meeting may be convened by the Supervisory Board, if the Management Board fails to convene it on time. The Supervisory Board may also convene the extraordinary General Meeting if it deems it necessary. The right to convene an extraordinary General Meeting is also vested with the Company's shareholders representing at least one-half of the Company's share capital or at least one-half of the total number of votes in the Company. In such case, the Company's shareholders will appoint the chairman of such General Meeting.

Furthermore, a shareholder or shareholders of the Company representing at least one-twentieth of the Company's share capital may request that an extraordinary General Meeting be convened and that certain matters be placed on the agenda of such General Meeting. The request to convene the extraordinary General Meeting must be submitted to the Management Board in writing or in electronic form. If within two weeks from the submission of such request to the Management Board the extraordinary General Meeting is not convened, the registry court may authorise the Company's shareholders submitting such request to convene an extraordinary General Meeting. In such case, the chairman of the General Meeting is appointed by the court.

4.12.2 Powers of General Meetings

According to the Commercial Code of Companies, tasks of the General Meeting include in particular:

- the consideration and approval of the Management Board's report on the Company's Operations and the financial statements for the previous financial year,
- the granting of a vote of approval to the members of the Management Board and the Supervisory Board with respect to the performance of their duties,
- decisions regarding claims for the redress of damage caused while establishing the Company or exercising management or supervision over the Company,
- the sale or lease of the Company's enterprise or an organised part thereof and the establishment of a limited property right thereon,
- making a distribution of profit or covering of losses,
- issue of convertible bonds or bonds with priority rights and subscription warrants, referred to in art. 453 § 2 of the CCC,
- liquidation of the Company,
- the acquisition of own shares for redemption, redemption and reduction of share capital of the Company,
- the merger, transformation or split of the Company,
- amending the Articles of Association of the Company.

According to the Articles of Association, the competences of the General Meetings include also:

- the approval of the Regulations of the Management Board,
- the adoption of the Regulations of the Supervisory Board,
- the determination of the rules and amount of the remuneration of the members of the Supervisory Board,
- the creation, drawing upon and liquidation of reserve capitals and other special-purpose funds and the drawing upon the supplementary capital.

The resolutions of the General Meeting passed by an absolute majority of votes, unless the law or the Articles of Association provide for stricter requirements for the adoption of the resolution.

As of the Dematerialisation Date, the General Meeting will be deemed to have been validly convened regardless of the number of shares represented thereat, provided that the General Meeting will be able to adopt a resolution regarding the amendment to §15, sections 3 and 4 of the Articles of Association only in the presence of shareholders representing at least 2/3 (two-thirds) of the overall number of votes at the General Meeting.

4.12.3 Rights and obligations related to the Shares

Certain rights and obligations related to the Shares are presented below. The issues regarding the rights and obligations related to the shares are specifically regulated under the Polish Commercial Companies Code, the Act on Public Offering, the Act on Trading in Financial Instruments and the Articles of Association.



The Articles of Association do not contain provisions regarding the threshold amount of shares owned, beyond which it is necessary to state the shareholding of the Company shareholder or contain provisions imposing stricter conditions governing changes in capital than specified by the applicable law.

Right to dispose of the Shares

The shareholders of the Company have the right to dispose of shares. Disposal of shares consists of their disposal (transfer of ownership) and other forms of the ordinance, including pledging, establishing rights of use and their lease.

Dividend

The shareholders of the Company have the right to participate in the profit, which will be shown in the annual financial statement audited by the statutory auditor, designated by the resolution of the General Meeting for payment to the shareholders of the Company (right to dividend).

The Ordinary General Meeting is the body authorized to make decisions on the distribution of the Company's profit and dividend payment. The Ordinary General Meeting of Shareholders adopts a resolution on whether and what part of the Company's profit shown in the financial statements, audited by the statutory auditor, should be used to pay dividends. The Ordinary General Meeting should take place within six months after the end of each financial year (the financial year corresponds to the calendar year), ie by the end of June.

The Ordinary General Meeting also sets the date of the dividend and the date of dividend payment. The dividend day may be designated as at the date of adoption of the resolution on the distribution of profit or within the next three months, counting from that day.

The amount to be distributed among the shareholders of the Company may not exceed the profit for the last financial year, increased by undistributed profits from previous years, and amounts transferred from the supplementary and reserve capital created from profit, which may be allocated for the payment of dividends. However, this amount should be reduced by uncovered losses, own shares and amounts that, according to the Commercial Companies Code or the Articles of Association, should be allocated from the profit for the last financial year to supplementary or reserve capital.

The Management Board may pay shareholders an advance on the anticipated dividend at the end of the financial year if the Company has sufficient funds to pay. The advance payment requires the consent of the Supervisory Board. The company may pay an advance if its approved financial statements for the previous financial year show profit. The advance may amount to at most half of the profit earned from the end of the previous financial year, shown in the financial statements audited by the statutory auditor, increased by reserve capital created from profit, which the Management Board may use to distribute advances and reduced by uncovered losses and own shares.

The right to dividend is payable to persons on accounts of which dematerialized shares (bearer shares) are kept on the dividend day and to entities authorized to sell dematerialized Shares on a collective account.

A shareholder's claim against the Company for payment of a dividend may be made within 10 years, starting from the date of adoption by the ordinary General Meeting of a resolution to allocate all or part of the Company's profit to be paid to shareholders. After this date, the Company may evade payment of the dividend, raising the plea of limitation.

Terms of payment of dividend

The conditions for the receipt of dividends by the shareholders of the Company correspond to the rules adopted for public companies. The resolution on dividend payment should indicate the date of determining the right to dividend (dividend day) and the dividend payment date. Subject to the provisions of the Rules and Regulations of the NDS, the dividend day may be designated as at the date of adoption of the resolution or within the next three months, counting from that day. The dividend is paid on the day specified in the resolution of the General Meeting, and if the resolution of the General Meeting does not specify such a day, the dividend is paid on the day determined by the Supervisory Board.

Pre-emption right

The shareholders of the Company have the right to subscribe for the new shares of the Company in relation to the number of Shares held (pre-emptive right). The Company's shareholders have the right of priority to acquire new shares of the Company in relation to the number of Shares held, with the pre-emptive right also for issuing securities convertible into shares of the Company or incorporating the right to subscribe for shares of the Company.

The resolution on increasing the share capital of the Company should indicate the day according to which the shareholders of the Company are designated who have the right to collect new shares (day of subscription right). The subscription right can't be determined later than within six months from the day the resolution was passed.



The agenda of the General Meeting at which a resolution to increase the share capital of the Company is to be adopted should specify the proposed day of subscription right. Depriving the Company's shareholders of the right to acquire the shares of the new issue of the Company may take place only in the interest of the Company and in the event that it was announced in the agenda of the General Meeting. The Management Board presents the General Meeting with a written opinion justifying the reasons for the deprivation of the pre-emptive right and the proposed issue price of new shares of the Company or the method of its determination. A majority of at least four fifths of votes is required to pass a resolution regarding the deprivation of the Company's shareholders rights.

The above-mentioned requirements regarding the adoption of a resolution regarding the deprivation of the current shareholders of the Company's pre-emptive rights are not applicable if:

- the resolution on capital increase states that the new shares of the Company are to be fully covered by the financial institution (underwriter), with the obligation to offer them to the shareholders of the Company in order to enable them to exercise the pre-emptive right on the terms specified in the resolution;
- the resolution states that the new shares of the Company are to be taken up by the underwriter in the event that the shareholders of the Company, with whom the pre-emptive right is used, will not take part or all of the shares offered to them.

Right to a share in the assets in the case of the liquidation of the Company

If the Company is liquidated, the assets remaining after the satisfaction or securing of the creditors of the Company are divided between the shareholders of the Company on a pro rata basis to their contributions to the share capital.

The right to participate in the General Meeting and voting rights

The shareholder exercises the right to vote at General Meetings. Pursuant to the Code of Commercial Companies, General Meetings may be ordinary (ordinary General Meetings) or extraordinary (Extraordinary General Meetings).

Each Action gives the right to one vote at the General Meeting.

A shareholder of the Company may participate in the General Meeting and exercise the right to vote in person or through a proxy. A shareholder of the Company intending to participate in the General Meeting through a proxy must give the proxy proxies in writing or in electronic form. The Company takes appropriate actions to identify the Company's shareholder and proxy in order to verify the validity of the power of attorney granted in electronic form.

A detailed description of the manner of verifying the validity of the power of attorney granted in electronic form includes an announcement on convening the General Meeting.

Pursuant to the Articles of Association, participation in the General Meeting by means of electronic communication is allowed, subject to the following. In the event that the announcement on convening the General Meeting contains information about the possibility of shareholders participating in the General Meeting using electronic means of communication, the Company is obliged to provide shareholders with the opportunity to participate in the General Meeting using electronic means of communication.

The detailed rules for conducting the General Meeting using electronic means of communication are determined by the Management Board, taking into account the provisions of the Regulations of the General Meeting. The Management Board announces the rules on the Company's website along with the announcement on convening the General Meeting.

A shareholder of the Company holding shares registered on more than one securities account may appoint separate proxies to exercise the rights attached to shares registered on each account.

If a representative of a shareholder of the Company at the General Meeting is a member of the Management Board, a member of the Supervisory Board, liquidator, employee of the Company or a member of the bodies or employee of a subsidiary or a subsidiary of the Company, the power of attorney may authorize to represent only one General Meeting.

The proxy is obliged to disclose to the shareholder of the Company circumstances indicating the existence or the possibility of a conflict of interests. In this case, granting a further power of attorney is unacceptable. The proxy referred to above votes in accordance with the instructions provided by the shareholder of the Company.

Each share gives the right to one vote at the General Meeting. The Articles of Association do not provide for voting preference. A shareholder may vote differently from each of the shares held. A proxy may represent more than one shareholder of the Company and vote differently from the shares of each shareholder of the Company.

A shareholder of the Company may not, either personally or by proxy, vote on adopting resolutions regarding his liability towards the Company for any reason, including granting a vote of acceptance, exemption from obligations towards the Company and a dispute between him and the Company. The above limitation does not apply to voting by a shareholder of the Company as a proxy of another shareholder when adopting resolutions regarding the person referred to above.



Only persons who are shareholders of the Company sixteen days before the date of the General Meeting (day of registration of participation in the General Meeting) have the right to participate in the General Meeting. In order to participate in the General Meeting, those entitled from the dematerialized Bearer Stocks of the Company should request the entity maintaining their securities account to issue a personal certificate on the right to participate in the General Meeting. The demand should be presented not earlier than after the announcement of convening the General Meeting and no later than the first weekday after the date of registration of participation in the General Meeting.

Holders of registered shares and temporary certificates, as well as pledgees and users who have the right to vote, have the right to participate in the General Meeting, if they are entered into the book of shares on the day of registration of participation in the General Meeting.

The list of persons entitled to participate in the General Meeting is determined on the basis of the list prepared by the entity keeping the securities deposit in accordance with the Act on Trading in Financial Instruments and on the basis disclosed in the Company's share register on the day of registration of participation in the General Meeting. The above list is displayed at the Company's office for three days preceding the day of the General Meeting. The Company's shareholder may request that the list of shareholders entitled to participate in the General Meeting be sent to him free of charge via e-mail, providing his own e-mail address to which the list should be sent.

In relation to shares registered on a collective account, a certificate confirming the right to participate in the General Meeting shall be a document with appropriate content issued by the holder of the said account. If the omnibus account is maintained by NDS (or an entity employed by NDS to perform duties related to the maintenance of securities), information on the holder of such an account should be disclosed to NDS (or an entity employed by NDS to perform duties related to the operation of the securities depository) by the entity conducting a collective account for it before the first issue of such a document.

On the basis of the above-mentioned documents, the omnibus account holder will prepare a list of persons authorized to participate in the General Meeting. If the omnibus account holder is not a NDS participant (or a bank employed by NDS in order to perform duties related to the securities depository), the list of persons authorized to participate in the General Meeting is delivered through a NDS participant (or a bank that NDS has employed to perform its duties associated with keeping a securities depository).

The Company's shareholder may transfer the Shares in the period between the date of registration of participation in the General Meeting and the date of closing the General Meeting.

Right to place particular matters on the agenda

A shareholder or shareholders of the Company representing at least one twentieth of the Company's share capital may request that specific matters be placed on the agenda of the next General Meeting. The request should be submitted to the Management Board no later than twenty one days before the set date of the General Meeting. The request may be submitted in electronic form. The Management Board is obliged to announce immediately, but no later than eighteen days before the set date of the General Meeting, changes to the agenda introduced at the request of the Company's shareholders. The announcement is made in a manner appropriate for convening the General Meeting.

Manner in which the General Meeting is convened

The General Meeting is convened through an announcement made on the Company's website and in a manner specified for the provision of current information in accordance with the Act on Public Offering. The announcement should be made at least twenty-six days before the date of the General Meeting. The announcement about the General Meeting should include in particular:

- the date, time and place of the General Meeting and the detailed agenda,
- a precise description of the procedures for participation in the General Meeting and the exercise of voting rights,
- day of registering participation in the General Meeting,
- information that only persons who are shareholders of the Company on the registration date of participation in the General Meeting have the right to participate in the General Meeting,
- an indication of where and how a person entitled to participate in the General Meeting may obtain the full text of documentation to be presented to the General Meeting and draft resolutions or, if no resolutions are envisaged, comments of the Management Board or Supervisory Board regarding matters introduced into the agenda the General Meeting or issues that are to be included in the agenda before the date of the General Meeting,
- indication of the address of the website on which information on the General Meeting will be made available.

Pursuant to the Regulation on Reports, the Company will be required to submit in the form of a current report, among others the date, time and place of the General Meeting together with its detailed agenda.

In addition, in the event of a planned amendment to the Statute, the current provisions, the content of the proposed amendments and if, due to a large scope of intended changes, the Company makes a decision to prepare a new uniform text,



the new uniform text of the Articles of Association together with the calculation of its new provisions. The content of draft resolutions and attachments to the projects to be discussed at the General Meeting that are relevant to the resolutions adopted shall also be announced in the form of a current report.

Venue of the General Meeting

General Meetings are held in the Company's registered office.

Right to propose draft resolutions to the Company

A shareholder or shareholders of the Company representing at least one-twentieth of the share capital may submit to the Company in writing or using electronic communication means draft resolutions regarding matters included in the agenda of the General Meeting or issues to be included in the agenda prior to the date of the General Meeting. The company immediately publishes draft resolutions on its website.

Right to demand the issuance of duplicates of motions

Each shareholder of the Company has the right to demand copies of motions regarding issues included in the agenda of the next General Meeting. Such a request should be submitted to the Management Board, no later than one week before the General Meeting.

Right to demand that the list of participants of the General Meeting be verified

Immediately after the election of the chairman of the General Meeting, an attendance list containing a list of participants of the General Meeting should be drawn up, specifying the number of shares of the Company that each of them presents and their votes. The attendance list should be signed by the chairman of the General Meeting and presented during the meeting. At the request of shareholders holding one-tenth of the share capital represented at the General Meeting, the attendance list should be checked by a committee elected for this purpose, composed of at least three persons. Applicants have the right to choose one member of the commission.

Right to information

The Management Board is obliged to provide the Company's shareholder, during the General Meeting, upon request with information regarding the Company, if it is justified for the assessment of a matter covered by the agenda of the General Meeting. If there are important reasons to do so, the Management Board may provide information in writing outside the General Meeting. In such a case, the Management Board is obliged to provide information not later than within two weeks from the day the shareholder filed a request at the General Meeting.

The Management Board refuses to provide information if it could cause damage to the Company, a company associated with the Company or a company or a cooperative subsidiary of the Company, in particular by disclosing technical, commercial or organizational secrets of the company. A member of the Management Board may refuse to provide information if the provision of information could be the basis of his criminal, civil or administrative liability.

The information provided to the Company shareholder should be made available to the public in the form of a current report.

A shareholder who was refused to disclose the information requested during the General Meeting and who filed an objection to the Minutes may submit an application to the registry court to oblige the Management Board to provide information. Such a request should be submitted within one week from the end of the General Meeting at which information was refused. A shareholder may also submit an application to the registry court for obliging the Company to publish information provided to another shareholder outside the General Meeting. Pursuant to the Regulation on Reports, the Company will be obliged to provide in the form of a current report information provided to a shareholder following the Management Board's obligation by the registry court in the cases referred to above.

Right to demand the issuance of duplicates of the annual financial statements

Each shareholder of the Company has the right to request copies of the Management Board's report on the Company's operations and financial statements along with a copy of the Supervisory Board's report and the auditor's opinion no later than fifteen days before the General Meeting.

Right to request the election of the Supervisory Board by separate groups

At the request of the Company's shareholders representing at least one fifth of the Company's share capital, the Supervisory Board should be elected by the next General Meeting by voting in separate groups. In this case, the mode provided for in the Statute will not be applicable and the shareholders will apply the procedure provided for in the Code of Commercial Companies. The mechanism of such selection is as follows: the total number of Company shares is divided by the total number of members of the Company's Supervisory Board. Shareholders who represent such a number of shares may form a separate group to elect one member of the Supervisory Board and may not vote in the selection of other members. If, after a vote in the voting mode,



separate groups in the Supervisory Board remain vacancies, shareholders who have not participated in the creation of any group will be entitled to elect other members of the Supervisory Board. If the election of the Supervisory Board is made by way of voting in separate groups, the limitation of the preference for voting rights does not apply, and each Action gives the right to one vote, excluding restrictions on shares that do not entitle to exercise voting rights.

Right to appeal against the resolutions of the General Meeting

The Company's shareholders are entitled to appeal against resolutions adopted by the General Meeting by way of an action to repeal a resolution or an action for annulment of a resolution.

Action for the revocation of a resolution

A resolution of the General Meeting that is contrary to the Statute or decency and which harms the interest of the Company or intended to harm a shareholder of the Company may be appealed against by way of action against the Company for repealing the resolution.

An action to cancel a resolution of the General Meeting should be brought within one month from the date of receipt of information about the resolution, however not later than within three months from the date of adopting the resolution.

Action to have a resolution declared invalid

A resolution of the General Meeting contrary to the Act may be challenged by an action brought against the Company for the annulment of a resolution.

An action for annulment of a resolution of the General Meeting should be brought within thirty days from the date of its announcement, but no later than one year from the date of adoption of the resolution.

Entities authorised to challenge resolutions of the General Meeting

The following persons have the right to file an action seeking to have a resolution of the General Meeting declared invalid or an action for the revocation of a resolution of the General Meeting:

- the Management Board, the Supervisory Board and the individual members thereof;
- a shareholder of the Company who voted against the resolution and who upon the adoption thereof requested that his objection be recorded in the minutes of the General Meeting;
- a shareholder of the Company who was refused participation in the General Meeting without providing a good reason;
- the shareholders of the Company who were not present at the General Meeting – only if the General Meeting was improperly convened or in the case of a resolution on a matter which was not included on the agenda.

Change to the Rights Entrusted with the Company's Shareholders

A change in the rights of shareholders in the form of amending the provisions of the Statute requires a resolution of the General Meeting adopted by a three-fourths majority of votes and an entry in the Register of Entrepreneurs of the National Court Register. In addition, a resolution to amend the Articles of Association, increasing the benefits of the Company's shareholders or reducing the rights granted personally to the Company's shareholders, requires the consent of all shareholders of the Company to whom it applies.

Redemption of Shares

Shares may be redeemed by way of a decrease in the share capital of the Company, however, the redemption requires the consent of the shareholder of the Company. The Statute does not contain a provision regarding the compulsory retirement of the Shares.

The conditions, legal basis and procedure for redemption of shares and the amount of remuneration for redeemed shares or justification for redemption without remuneration shall be determined each time by the General Meeting in the form of a resolution.

Right to Request the Appointment of a Special-Purpose Auditor

According to art. 84 of the Act on Public Offer, at the request of a shareholder or shareholders of the Company, holding at least 5% of the total number of votes, the General Meeting may adopt a resolution regarding the examination by a court expert of a specific issue related to the creation of the Company or conducting its affairs. These shareholders may, for this purpose, request that an extraordinary General Meeting be convened or that the matter of adopting this resolution be placed on the agenda of the next General Meeting. If the shareholders decide to take advantage of the first option and within two weeks from the date of requesting convening such a General Meeting, the Extraordinary General Meeting will not be convened, the registry court may authorize the shareholders of the Company to submit the request to convene an extraordinary General Meeting. The court appoints the chairman of this General Meeting. If shareholders decide to use the second option and request that the



resolution be placed on the agenda of the next General Meeting, such request must be delivered to the Management Board in writing no later than twenty one days before the planned date of the General Meeting.

The resolution of the General Meeting on the selection of the auditor for special matters should specify in particular:

- the data of the special-purpose auditor, which auditor should be approved in writing by the requesting shareholder;
- the subject and the scope of the audit, which should comply with the contents of the request, unless the requesting party consented in writing to change the subject and scope of the audit;
- the types of documents that should be made available to the auditor by the Company; and
- the start date of the audit, which should not be later than three months from the date of the adoption of the resolution.

If the General Meeting fails to adopt the resolution in accordance with the request or adopts such resolution in breach of Article 84 clause 4 of the Act on Public Offering, the requesting parties may, within 14 days of the date of the adoption of the resolution, request that the registry court appoint the identified entity as a special purpose auditor.

The auditor for special matters may only be an entity having the expertise and qualifications necessary to examine the matter specified in the resolution of the General Meeting, which will ensure the preparation of a reliable and objective audit report. The auditor for special matters may not be an entity providing services to the Company, its parent or subsidiary in the audited period, as well as its parent entity or a significant investor within the meaning of the Accounting Act. The auditor for special matters may also not be an entity that belongs to the same capital group as the entity that provided the services referred to above.

The Management Board and the Supervisory Board are required to make available to the special-purpose auditor such documents as have been specified in the resolution of the General Meeting upon the appointment of the special purpose auditor, or upon the decision of the court on the appointment of the special purpose auditor, and to provide the auditor with the explanations necessary for carrying out the audit.

The special purpose auditor is required to present to the Management Board and the Supervisory Board of the company a written report on the audit results. The Management Board is required to announce the report in the form of a current report. The report of the special purpose auditor may not disclose information that constitutes a technical, trade or organisational secret of the Company, unless it is necessary for justifying the position presented in the report.

The Management Board is required to submit a report on the consideration of the audit findings at the next General Meeting.

4.13 Change of the Articles of Association of the Company

Change of the Articles of Association of the Company in accordance with the provisions of the Commercial Companies Code, is within the competence of the General Meeting. The resolution concerning amendments to the Statute is adopted by a majority of three-quarters of votes.

Resolution on amendments to the statute, increasing the benefits of shareholders or limiting the rights granted personally to individual shareholders in accordance with art. 354 Commercial Companies Code, requires the consent of all shareholders concerned.

4.14 The main features of internal control and risk management in relations to the process of preparing separate and consolidated financial statements

The system of internal control and risk management in relation to the process of preparing separate financial statements and consolidated financial is directly under the Management Board of the parent company. Supervision over the process of preparation of financial statements lies with the Financial Director. Financial statements are prepared by the Finance and Accounting Department of the parent company under the supervision of the Chief Accountant. The Parent Company also controls and analyses costs in terms of financial targets.

In order to eliminate the risks associated with the preparation of financial statements, also of the Group subsidiaries are annually audited by the independent auditor. The Group constantly monitors the performance of individual areas and compares to financial targets. The annual financial statements of the Parent Company and the annual consolidated financial statements of the Group are audited by an independent auditor. While the half-year financial statements of the Parent Company and consolidated half-year financial statements of the Group are reviewed by the certified auditor. The quarterly and half-yearly condensed consolidated financial statements of the Group as well as the annual financial statements of the Parent Company and the Group are approved prior to publication by the Management Board of the Parent Company.



4.15 Remuneration Policy

According to the internal system of remuneration, employees receive salary for the work corresponding to the type of work performed and the qualifications required for its performance, taking into account the quality and quantity of work performed.

4.15.1 Remuneration of the Management Board members

The remuneration of Board members is determined adequate to their function and to the scale of operations of the company.

The employment contracts with the members of the Management Board shall determine the amount and the components of remuneration, also provide the opportunity to receive additional commissions or annual bonus granted in the amount and under the conditions specified separately. According to the adopted policy of variable remuneration components, employees holding key management positions may receive variable remuneration paid in cash and in the form of a financial instrument.

Key parameters determining the variable remuneration components have been described in the Policy of Variable Remuneration Components in X-Trade Brokers DM S.A. of 12 December 2016.

Assumptions of implementation of the Variable Remuneration Components Policy are determined by the Supervisory Board, acting as the Remuneration Committee, with the approval of the budget of the brokerage house for the year.

The Supervisory Board, after verification of the fulfillment of the criteria and justification for obtaining the Variable Component of Remuneration may approve granting of a premium in derivatives based on the value of XTB shares, for the realization of plans for the year.

The bonus is determined by the Supervisory Board in the form of a resolution on the terms specified in the Policy of Variable Remuneration Components. The bonus must meet the following conditions:

- take into account the company's results for the period in which the person holds a position, but not longer than for the last 3 financial years;
- should consider the way of performance of the tasks assigned to a person holding a managerial position based on internal organizational rules of the company and on the basis of regulations of organizational units directed by that person for the period in which the person holds a managerial position, but not longer than for the previous 3 years.

The employment contracts of the members of the management board do not provide for severance pay in case of termination.

Due to the fact that the members of the management board were concluded non-competition agreements, in respect of compliance with this prohibition on competition after termination of employment of board members, they shall be entitled to compensation, the amount of which was determined as follows:

- Member of Management Board – Mr Pawłowi Szejko is entitled to compensation amounting to 50% of gross salary received by the employee before the termination of employment for a period corresponding to the non-competition, payable in 12 monthly installments;
- Member of Management Board – Mr Pawłowi Frańczak is entitled to compensation amounting to 100% of the last basic salary for each month of competition prohibition, paid in 12 monthly installments or one time.

The tables below presents the remuneration received by each member of the Management Board in 2017 and 2016. These benefits include base salaries, bonuses, contributions to social security paid for by the employer and supplementary benefits (money bills, healthcare, holiday allowances).



Fixed remuneration

NAME AND SURNAME	FIXED REMUNERATION RECEIVED FROM THE COMPANY IN THE YEAR: (IN PLN'000)	
	2017	2016
Omar Arnaout ¹	445	-
Paweł Frańczak	400	389
Paweł Szejko	340	323
Filip Kaczmarzyk ²	395	-
Jakub Mały ³	101	769
Jakub Zabłocki ⁴	-	-

¹) Omar Arnaout on 10.01.2017 he was appointed a member of the Management Board for Sales in the rank of Vice President of the Board. On 23.03.2017 he was appointed the President of the Management Board;

²) Filip Kaczmarzyk on 10 January 2017, he was appointed a member of the Management Board for Trading;

³) Jakub Mały held the position of the President of the Management Board to a member of the Management Board until 10.01.2017,

⁴) Jakub Zabłocki held the position President of the Management Board in period from 10.01.2017 to 23.03.2017.

Variable remuneration

NAME AND SURNAME	VARIABLE REMUNERATION RECEIVED FROM THE COMPANY IN THE YEAR: (IN PLN'000)	
	2017	2016
Omar Arnaout ¹	92	-
Paweł Frańczak	76	206
Paweł Szejko	37	139
Filip Kaczmarzyk ²	34	-
Jakub Mały ³	943	660
Jakub Zabłocki	-	-

¹) Omar Arnaout on 10.01.2017 he was appointed a member of the Management Board for Sales in the rank of Vice President of the Board. On 23.03.2017 he was appointed the President of the Management Board;

²) Filip Kaczmarzyk on 10 January 2017, he was appointed a member of the Management Board for Trading;

³) Jakub Mały held the position of the President of the Management Board to a member of the Management Board until 10 January 2017,

⁴) Jakub Zabłocki held the position President of the Management Board in period from 10.01.2017 to 23.03.2017.

Non-wage benefits enjoyed by individual members of the management board and key managers include health benefits, vacation benefits, provision of recreation and sports, and Christmas vouchers. In addition, in the reporting period board members - Paweł Frańczak, Jakub Mały and Filip Kaczmarzyk were provided with a company car.

4.15.2 Agreements concluded with the management, including compensation in case of resignation or dismissal from the position without a material ground or their removal or dismissal is due to the Company's merger by acquisition

As at 31 December 2017, and as at the date of publication of this report in the Parent Company and the Group companies there were no agreements with management providing for compensation in case of their resignation or dismissal from the position without a material reason or if their removal or dismissal is due to merger of the Parent Company by acquisition.



4.15.3 Remuneration of the Supervisory Board members

The table below presents the remuneration received by the members of the Supervisory Board of the Company.

NAME AND SURNAME	VARIABLE REMUNERATION RECEIVED FROM THE COMPANY IN THE YEAR: (IN PLN'000)	
	2017	2016
Jakub Leonkiewicz ¹	21	32
Łukasz Baszczyński	17	19
Jarosław Jasik	20	19
Bartosz Zabłocki	20	14
Michał Kędzia	-	-
Piotr Zeszuta ²	-	5
Jakub Zabłocki ¹	-	-

- 1) *Jakub Leonkiewicz on 10.01.2017, he resigned from participation in the Supervisory Board of the Company and performed the function of the Chairman in order to enable Mr. Jakub Zabłocki to assume the function of the Chairman of the Supervisory Board, who on the same day acted on the basis of the rights resulting from the Company Statute Supervisory Board of the Company acting as its Chairman. On 30 May 2017, Mr. Jakub Zabłocki dismissed himself from the position of the Chairman of the Supervisory Board of the Company, at the same time appointing Mr. Jakub Leonkiewicz for this position*
- 2) *Piotr Zeszuta resigned from 31 October 2015 as a member of the Supervisory Board. the remuneration for 2015 has been included in the accounting books and paid out in 2016.*

4.15.4 Information on liabilities arising from pensions and similar benefits for former members of management, supervisory and administrative bodies

As at 31 December 2017 there were no liabilities arising from pensions and similar benefits for former members of management, supervisory or administrative bodies, as well as no liabilities incurred in relation with these pensions.

4.15.5 Changes in the remuneration policy

In 2017, there were no changes in the remuneration policy.

4.15.6 Assessment of the remuneration policy

The general principles of the remuneration policy are aimed to ensure the coherence of the system of remuneration and additional benefits for employees with the strategy of long-term development of the company and taking into account the costs adopted in the financial plan, while maintaining compliance of risk management and stability of the company.

Additionally, assumptions of the variable components of the remuneration for persons in key positions, which should strengthen the relationship between the amount of the variable part of the remuneration and the implementation of long-term company growth, contributes significantly to the stabilization of the company's operations and its shareholder value growth.

Evaluation of the remuneration policy is under the Supervisory Board, which exercises ongoing supervision over the adopted remuneration policy, subjects them to review and makes recommendations to the Management Board as to possible changes in order to ensure a competitive level and effectiveness of remunerations, and ensuring their transparency, compliance with legal regulations and internal justice.

4.15.7 Sponsorship, charity and similar activities

The Group did not conduct material sponsorship, charity and other similar activities in the reporting period.

4.15.8 Description of diversity policy

X-Trade Brokers Dom Maklerski S.A. follows a policy of diversity and a policy of equal treatment for all the Company's employees, its authorities and key managers, because of its firm belief that diversity, as a fundamental value of contemporary society, has a significant impact on the development, competitiveness and innovation of our organization.



The pursuit of a policy of diversity can be seen, among other things, in hiring employees of different gender, age, educational background, qualifications, professional experience, nationality, ethnic background, religion, denomination, nondenominational character, political views, state of health, psychosexual orientation, family status, lifestyle, place of residence, form, scope and basis of employment, ensuring respect, tolerance and equal treatment in the workplace for all employees, as well as creating a work environment conducive to making the most of the above differences for the good of the organization.

The policy of diversity pursued at X-Trade Brokers Dom Maklerski S.A. is aimed at exploiting the potential of our employees, their skills, talents, passions, knowledge and qualifications to the full.

XTB creates an organizational culture focused on achieving the Company's objectives by building in-house teams which vary in terms of gender, age and qualifications, which makes it possible to resolve problems in a more effective manner, leads to a better working environment, boosts the creativity of project teams, and enables effective knowledge sharing.

In the implementation of one of the important aspects of the policy of diversity, the Company offers internships and traineeships to university students and graduates with various job profiles and gives them the opportunity to pursue a career within our organization.

As part of the policy of diversity, X-Trade Brokers Dom Maklerski S.A. also promotes and supports charitable initiatives initiated by its employees.

Managing diversity also consists of including provisions for preventing discrimination and mobbing as well as other regulations which specify the standards for equal treatment, protection against violence, harassment or unfair dismissal in the policies and procedures in place at XTB. The principles of equal treatment in employment are described in the Company's internal documents, among others, in the Labour Regulations, and are freely available to all employees.

As far as the diversity in selecting the Company's authorities is concerned, X-Trade Brokers Dom Maklerski S.A. ensures, in accordance with the principles of corporate governance for supervised institutions, issued by the Polish Financial Supervision Authority (KNF), a variety of qualifications and competencies in terms of the educational background, professional experience and skills of the persons being selected, including management executives, in order to ensure that they carry out their tasks in a comprehensive and fair manner.

As part of the policy of diversity during recruitment to the Company's authorities, XTrade Brokers Dom Maklerski S.A. takes into account the technical knowledge and qualifications of candidates as well as their professional experience and predispositions to the performance of duties in a given position or function. The members of the Company's authorities are specialists in various areas of knowledge and are equipped with varied industry-specific experience which corresponds to the functions they currently perform. The individual competencies of the members of the Company's authorities complement each other in such a manner as to ensure an appropriate level of collegial management at X-Trade Brokers DM S.A.

5. Other information

5.1 The entity authorised to audit the financial statements

The entity authorised to audit the annual financial statements of X-Trade Brokers Dom Maklerski S.A. for the year 2017 is Ernst & Young Audyt Polska spółka z ograniczoną odpowiedzialnością sp. k., seated in Warsaw. The audit agreement was concluded on 21 June 2017. The subject of the agreement is the conduct of an audit of the financial statements for the years ended, respectively 31 December 2017 and 31 December 2018. The remuneration of the entity authorized to audit the financial statements was disclosed in notes 33 and 32, respectively to the Separate and Consolidated financial statements.

5.2 The information on the significant court proceedings, arbitration authority or public administration authority

As at 31 December 2017 and as at the submission date of this report the Parent company and its subsidiaries were not a party to the proceedings pending before court, arbitration authority or public administration authority, the value of which could constitute at least 10% of the Issuer's equity.

Court proceedings

The Company and Group companies are parties to several court proceedings related to the Group's operations. The proceedings in which the Company and Group companies appear as defendants are above all related to employees' claims and



clients' claims. As at the submission date of this report, the total value of the claims brought against the Company and/or the Group Companies amounted to approximately PLN 6,435 million, of which suits brought by the employees pending before court four proceedings where the total value of claims was PLN 5,773 million and nine suits brought by clients with the total value of claims of PLN 0,662 million. Below the most significant, in the Company's view, were presented.

As at the submission date of this report, the Company is party to proceedings initiated by a former employee of the Company's branch in France. The matter was brought to court on 21 December 2012. Under the Court judgement of 4 November 2014 the sum adjudicated in favour of the former employee is the equivalent of PLN 100 000. On 14 December 2014, the plaintiff submitted an appeal. Although the judgement issued in the first instance was favourable to the Company, there is still a risk that the Company will lose the dispute.

In view of the complex nature of the dispute and the claim, as at the submission date of this report it is difficult to reliably assess the risks involved in the case. The original value of the claim was set at PLN 2,2 million. However, based on the representation of the law firm that is conducting the case, it should be theoretically assumed that the value of the claim may increase until it is finally settled by approximately EUR 20 000 per month. In view of the above, as at the submission date of this report, the claim was accounted for at the total value of the claims demanded against the Company of approximately PLN 5,631 million.

One of the Company's clients threatened in 2014 to file a suit regarding its alleged illegal actions. The client accuses the Company of improper execution of the agreement concluded with Company for provision of services consisting in the execution of orders to buy or sell property rights, keeping property rights accounts and cash accounts, by allegedly delaying and interrupting execution of the transactions via the trading platforms provided. The client stated that they intended to claim initially an amount of up to PLN 7 million and, recently, up to PLN 14 million. The Board considers this claim to be groundless. Recently, the client has been regularly repeating the claims, including threatening the Company. The Company has undertaken firm steps to protect its rights and interests.

Proceedings against XFR Financial Ltd. (the company currently operating under the name XTRADE Europe Ltd.)

The Company filed suit against XFR Financial Ltd., with its registered office in Cyprus ("XFR"), requesting the discontinuation of a breach of a trademark registered by the Company. The Company requested the Regional Court in Warsaw to secure its claim against XFR by: (i) prohibiting XFR from using the verbal and figurative mark "XTRADE"; and (ii) prohibiting XFR from using the verbal mark "XTRADE" in internet domain names. XFR conducts competitive business with respect to the Company and abuses, in the opinion of the Company, the significant recognition of the Company's brand in European countries, thus misleading the Group's existing and potential clients. The Company was notified that the request for protection of his claim against the XFR was dismissed therefore the Company filed an appeal against this decision. The Warsaw Court of Appeal upheld the appeal and changed the challenged judgment by securing XTB's claim against XFR and has banned XFR from using (i) word marks and word-figurative marks "XTB", "X-Trade", "XTrade", "X" and (ii) the word mark xtrade.eu, as an indications of its company or services. Proceedings before the Regional Court in Warsaw are currently pending based on the suit filed by the Company to prohibit XTRADE Europe Ltd. from violating the principles of fair competition, which involves unlawful use by the defendant of the verbal as well as verbal and graphical names "XTB", "X-Trade", "XTrade" and "X" to identify the enterprise or the financial, financial intermediation and advisory, brokerage and stockbroker activity. The following documents have been filed in the case: by XTRADE Europe Ltd. – reply to the suit, and by the Company – answer to the reply to the suit. As the legal representatives of XTRADE Europe Ltd. failed to prove being properly authorised to act in the case, the Court summoned them to furnish documents confirming that the persons granting the power of attorney to them were, on the date of granting thereof, authorised to act for and on behalf of XTRADE Europe Ltd. The reply of XTRADE Europe Ltd. has been filed. The Court obligated the Company to express its standpoint regarding the reply of XTRADE Europe Ltd. by 1 March 2018. The date of the first hearing ought to be scheduled thereafter.

Moreover, proceedings before the District Court for Warsaw-Śródmieście in Warsaw are pending based on the suit filed by the Company, with the participation of XTRADE Europe Ltd. In this case, a petition for commencement of enforcement proceedings has been filed as XTRADE Europe Ltd. has not ceased to use identifications being the Company's property to identify its business or services provided, despite a respective ruling of the Court of Appeal in Warsaw dated 15 March 2017. The petition for commencement of enforcement proceedings was filed on 19 June 2017. On 12 January 2018, the District Court for Warsaw-Śródmieście in Warsaw issued a ruling ordering XTRADE Europe Ltd. to pay the amount of PLN 5,000 to the Company. The defendant was also threatened to be ordered to make a payment to the Company in case of determination of any subsequent violation by the debtor of the obligation to exercise the ruling of the Court of Appeal in Warsaw dated 15 March 2017.

The Company has also launched a German court proceedings aimed at cessation of infringement of the Company trademark by XFR. According to the court judgment received by the Company, the court has prohibited XFR from using in Germany marks „XTRADE” and „XTRADE EUROPE Ltd” confirming that these marks are confusingly similar to the trademarks registered by the Company. In addition, XFR is also obliged to provide information indicating scope and number of use of those marks in the past and to pay damages, amount of which has not yet been specified. In its judgment the court pointed out that the company



has the right to challenge XFR marks and to submit appropriate motion for cancellation of registration XFR marks. The judgment is not final, as XFR filed an appeal. The next hearing is planned for 19 April 2018.

Administrative and control proceedings

The Company and the Group Companies are party to several administrative and control proceedings related to the Group's business. The Company believes that below are presented the most significant among them.

As part of exercising supervisory powers over the Company, the Polish Financial Supervision Authority (PFSA) has performed, basically for the period from 1 January 2014 to 11 June 2016, checks on compliance with legal regulations and internal regulations, (i) the provision of certain brokerage services, (ii) the mode and conditions of dealing with clients, (iii) the organization and operation of the internal control system, the system of compliance with law and the internal audit system, and (iv) technical and organizational conditions for conducting brokerage activities. The audit ended on 16 September 2016.

On 14 October 2016, the Company received a control report indicating that the inspectors found irregularities and deficiencies in the implementation and enforcement of the applicable laws and regulations by the Company, in response to which the Company has lodged substantiated objections in accordance with the applicable regulations. The PFSA did not take into account the Company's objections and therefore issued post-control recommendations, which required the Company to implement appropriate measures to remove the detected irregularities.

The Company applied due care in order to implement all the recommendations of the KNF. As to the post-inspection objections, the Management Board submitted to the KNF extensive substantive and legal objections as well as detailed analyses, pointing that remarks included in the control protocol are groundless.

On 13 November 2017 an article was published, from which follows that there are pending prosecutorial proceedings by way of the KNF's notice after the control in the Company. The Management Board has also received information from the prosecutor's office regarding ongoing proceedings from the KNF's and one of the clients' notice. The Management Board finds no grounds for the objections regarding Company's business misconduct. The Company finds groundless the information presented in the article referring to deliberate actions performed by the Company aiming at unreliable execution of orders.

On 17 November 2017, the Company was served with the decision of the Polish Financial Supervision Authority dated 14 November 2017 on initiation ex officio of administrative proceedings regarding imposition of a monetary penalty upon the Company in connection with suspicion regarding significant violation of the law, in particular in the area of provision of brokerage services in favour of the Company's clients and organisation and operation of trading systems. The violations identified by the Polish Financial Supervision Authority are identical with the abnormalities and defaults identified in the inspection protocol dated 14 October 2016. In the Company's opinion, the allegations presented by the PFSA are unfounded and are not confirmed in the facts.

Acting in the best interest of the Company, its employees and shareholders, as well as having clients best interest in mind, the Management Board is planning to take determined actions to defend against these objections.

If the Commission finds that the Company has incorrectly implemented recommendations or due to identified ones as part of the control of the violation or irregularities in the implementation and application of the applicable regulations and regulations by the Company, the PFSA - in accordance with the content of the abovementioned provisions of November 14, 2017 - may impose on the Company a fine of up to 10% of the income shown in the last audited financial statements.

As part of exercising supervisory powers over the Company, the PFSA has exercised its control over the Company's compliance with its obligations under the provisions of the Anti-Money Laundering Act and the Financing of Terrorism Act of 16 November 2000, among others, obligations relating to (i) keeping a register of transactions, (ii) monitoring of transactions, (iii) having appropriate procedural solutions and (iv) identifying clients. The audit took place from 20 March 2017 to 20 April 2017. Due to the identified weaknesses in the implementation and application of the applicable provisions of law and regulations, on 19 June 2017 the PFSA submitted post-inspection recommendations which required the Company to implement Appropriate measures to remove detected irregularities.

The Company has adjusted its activity to the PFSA's post-inspection recommendations with due diligence. Nevertheless, no assurance may be given that the Company's way of activity adjustment to the particular PFSA's recommendation will not be considered as unlawful or non-compliant with PFSA's attitude to the issue, therefore detected infringements in Company's brokerage activity may constitute basis to, inter alia, initiation of administration proceeding against Company as to impose penalty or other administrative sanctions within supervisory powers of PFSA or other authorities.

Romanian Financial Supervisory Authority („ASF”), within the scope of its supervisory powers, carried out on 8 June – 30 June 2017 the inspections of the Company's branch in Romania. The scope of the inspection included reviewing the compliance of the branch's activity with the local law and internal regulations, inter alia, the review of among others (i) the operational activity as well as documents and information forwarded to clients and potential clients, (ii) the organization and functioning of internal



control system, (iii) transactions registers and the manner of their archiving and (iv) policy and internal mechanisms for money laundering prevention.

On 19 September 2017 the Company received a control report indicating that inspectors found irregularities and deficiencies in the implementation and enforcement of the applicable laws and regulations by the Company and branches, in response to which the Company has lodged substantiated objection in accordance with the applicable regulations. On 13 December 2017, the ASF issued guidelines to be implemented by 11 April 2018. The Company is in the process of adapting the operation of the branch and the Company to the ASF's post-inspection recommendations. However, one cannot exclude the possibility that the manner of adaptation followed by the branch and the Company to any given recommendation may be considered non-compliant with the law or the ASF's approach; abnormalities in the operation of the branch and the Company may give ground, inter alia, to initiation against the branch and the Company of administrative proceedings concerning imposition onto the branch and the Company of penalties or other sanctions pursuant to the supervisory rights of the ASF or other authorities.

On 20 November 2017 the inspection by Bundesanstalt für Finanzdienstleistungsaufsicht (BaFin) has been opened in the German branch of the Company. This inspection concerns the affiliation programme. Until the date of delivery of this report, the Company has not obtained any feedback from the supervisory authority regarding the results of this inspection.

Moreover, on 26 January 2018 the Company was served with the letter from the National Bank of the Czech Republic, notifying commencement of inspection at the Company's Czech branch. The inspection covers evaluation with regard to compliance of the branch and the Company's operations with the Czech act on the capital market in the area of (i) provision of investment services with due professional diligence, (ii) operating principles of the investment company in its contacts with clients, as well as (iii) daily reporting of clients' transactions to the supervisory authority.

As of the date of delivery of this report the Company is in the process of obtaining the PFSA's permission to use the delta coefficient calculated on the basis of own option pricing model. At the Company's request on 27 September 2017 the PFSA issued a decision on the suspension of the proceedings for obtaining a permission to use the delta coefficient calculated on the basis of option pricing model. The Company received an expert opinion in which it was stated that the CRR Regulation is not applicable to the specificity of the binary options in respect of use of delta. At the beginning of January 2018 the Company asked the European Banking Authority for an interpretation of the CRR Regulation regarding the application of the option pricing model to financial instruments, such as binary options.

At first the proceeding was initiated by the Company in March 2014, then suspended and resumed by the Company on 5 March 2015. The Company introduced Up & Down options in 2012 on the basis of exceptions stemming from the provisions of the Polish Capital Requirements Regulation Offering Up & Down was not required by the PFSA. Due to the entry into force on 1 January 2014, the CRR Regulation abrogating the Polish Capital Requirement Regulation risks to say that the Group offers Up & Down options without the PFSA's consent, and that the Company may be subject to penalties or other sanctions by the PFSA.

Other supervisory communications

On 5 December 2017, the Polish Financial Supervision Authority published its standpoint regarding the dividend policy of brokerage homes in 2018. In its recommendations, the Authority pointed to a number of criteria to be met by a brokerage home to be able to pay out the dividend for 2017, including the criterion of supervisory grade assigned in the BION process carried out in 2017 on the level of 1 or 2. The Company was assigned with the supervisory grade of 3 [2.97] and, consequently, the conditions enabling – in the evaluation of the Polish Financial Supervision Authority – to pay out the dividend for 2017 are not met.

Regulatory environment

The Group operates in a highly regulated environment imposing on it certain obligations regarding the respect of complying with many international and local regulatory and law provisions. The Group is subject to regulations concerning inter alia (i) sales practices, including customer acquisition and marketing activities, (ii) maintaining the capital at a certain level, (iii) practices applied in the scope of preventing money laundering and terrorist financing and procedures for customer identification (KYC), (iv) reporting duties to the regulatory authorities and reporting to the trade repository, (v) the obligations regarding the protection of personal data and professional secrecy, (vi) protection obligations in the scope of investors protection and communicating of relevant information on the risks associated with the brokerage services, (vii) supervision over the Group's activity, (viii) inside information and insider dealing, preventing the unlawful disclosure of inside information, preventing market manipulation, and (ix) providing information to the public as the issuer.

The sections below describe the most relevant, from the Company's point of view, changes of regulatory obligations occurring during the last period covered by this report and the changes that will enter into force in the forthcoming period.



Changes to the requirements on the subject of providing the brokerage services by the investment firms – the MiFID II/MIFIR system

The MiFID II Directive and MIFIR Regulation (the “MiFID/MiFIR package”) entered into force on 3 January 2018. The principal assumptions of the MiFID II/MiFIR Package include, inter alia: (i) increasing the powers of supervision authorities; (ii) extending the information requirements of investment firms; (iii) the introduction of additional requirements in terms of managing conflicts of interest and stricter requirements in terms of incentives applied; (iv) the introduction of additional requirements within the scope of trading in derivative instruments in connection with the EMIR Regulations; (v) stricter risk management and internal audit requirements, including the greater role of the compliance department (compliance officer); (vi) the introduction of periodic verification of the appropriateness of a given product for a given client; (vii) the introduction of the obligation to register all client communications in terms of client transactions and providing access to the recordings of conversations and email correspondence (or confirmations) with clients in specific circumstances; and (viii) the introduction of additional reporting duties in the scope of executed orders.

Transposition of the MiFID II Directive into the national law by the particular Member States was about to proceed till 3 July 2017. Poland is currently working on the implementation of the MiFID II / MiFIR Package into the Polish legal order. Consultations are being drafted on the amendment of the Act on Trading in Financial Instruments and some other acts. On 20 December 2017, another draft of the act amending the act on trading in financial instruments was presented and was subsequently adopted by the Council of Ministers on 4 January 2018. At present, the draft is at the Parliament. The first reading took place at the session of the Parliament held on 26 January 2018 and the draft act was directed to the Public Finance Commission. Despite the lack of full implementation of the MiFID II / MiFIR Package to the domestic legal system, some of the provisions of the Package are directly applicable.

The Company has made reasonable efforts to comply with the obligations arising from the MIFID II / MIFIR Package to the extent to which these provisions are directly applicable. However, it cannot be ruled out that a given rule or requirement resulting from the MIFID II / MIFIR Package, to the extent that these provisions are directly applicable, will be interpreted by the Group in a manner inconsistent with the Directive, the Regulation or their interpretation or supervisory approach, which may involve applying to the Company supervisory actions and sanctions provided for by applicable provisions, and may cause the Group to incur further significant financial effort and implement significant organizational changes.

Plans for further limitation of CFD's leverage in Poland - draft bill amending act on supervision over financial market and other acts

On 12 July 2017, the draft act of 10 July 2017 on amendment of the act on supervision over the financial market and certain other acts was published. On 13 December 2017, another draft act on amendment of the act on supervision over the financial market and certain other acts was presented. At present, opinions for the draft are being prepared. The main assumptions introduced by the draft include, among others: (i) increased requirements regarding security deposits for Polish residents with regard to transactions on the market of financial derivative instruments from 1% to 2% and, consequently, reduction of financial leverage to 1:50 for retail clients. As far as retail clients who, during 24 months preceding submission of the order, concluded at least 40 transactions and expressed this intention, the draft will allow application of financial leverage of up to 1:100, (ii) authorising the Polish Financial Supervision Authority to maintain a register of internet domains and block internet domains of investment companies, used for provision of financial services in a manner non-compliant with regulatory requirements, and (iii) introduction of stricter penal liability for unauthorised operation with regard to trading in financial instruments if the unlawful act results in unfavourable disposition of property by the harmed party.

As of the date of this report, the bill is at the stage of giving an opinion. It is not known yet how the final shape of the bill will look. The entry into force of the leverage restriction in the projected shape will most likely increase the transaction costs for the Company's clients from Poland, which may adversely affect their ability and interest in trading instruments offered by the Company, particularly when clients have access to foreign investment firms' Polish regulations, which in turn may have a negative impact on the volume of trading in instruments offered by the Company in Poland, and thus on the Company's business, financial situation and results.

Changes in the scope of protection of personal data - the so-called the GDPR

On 4 May 2016 in the Official Journal of the European Union a legislative package on a new EU legal framework for data protection has been published. The package consists of the Regulation (EU) 2016/679 of the European Parliament and of the Council of 27 April 2016 on the protection of natural persons with regard to the processing of personal data and on the free movement of such data, and repealing Directive 95/46/EC (General Data Protection Regulation – the GDPR) and the Directive (EU) 2016/680 of the European Parliament and of the Council of 27 April 2016 on the protection of natural persons with regard to the processing of personal data by competent authorities for the purposes of the prevention, investigation, detection or prosecution of criminal offences or the execution of criminal penalties, and on the free movement of such data, and repealing Council Framework Decision 2008/977/JHA. Implementation of the Directive by the Member States, with some exceptions,



shall take place by 6 May 2018. The GDPR does not require implementation and will be used directly by all of the countries of the Community as of 25 May 2018. It is important to note that the obligations arising from the GDPR will also affect those entities which are established outside the EU but offer their services to EU citizens.

The purpose of the aforementioned regulations is to ensure a high and uniform level of data protection throughout the European Union, as well as rise a sense of legal certainty in this area. The following main legal changes will be introduced by the GDPR: (i) an increase of administrative penalties, which depending on the violations, may amount to EUR 20 million, or 4% of the worldwide turnover for the previous year, depending on which amount will be higher, (ii) an obligation to notify a personal data protection authority (in Poland: GIODO) not later than 72 hours after having become aware of any breach of data security, (iii) the introduction of the requirement to ensure the security of personal data processing by entrepreneurs by keeping detailed documentation, including documents confirming the compliance of data processing with applicable laws and regulations, (iv) the introduction of the requirement to design the services or products in a way which enables the use of the minimum possible amount of personal data processed for their support, (v) regulation of the data subjects' rights and strengthening of existing rights by limiting the data processing, (vi) granting the GIODO broad powers e.g. the power to impose an obligation to temporarily or permanently reduce data processing by the entrepreneur, including the prohibition on personal data processing, (vii) regulation of the right to data portability, enabling the person to request for transfer its data between entrepreneurs, (viii) the new obligation to establish the Data Security Administrator in each enterprise if: a state authority is a personal data administrator, data processing is the core business of the enterprise or large amounts of sensitive data are processed, (ix) facilitation of processing of personal data within the capital group, which carry on the same activity, (x) the introduction of the "one stop shop" mechanism enabling to choose the supervisory authority for the whole capital group, e.g. the Polish GIODO.

Poland is currently working on the implementation of the above-mentioned regulations into the Polish legal order.

At the submission date of this report, the Company is not able to accurately estimate the impact of the above-mentioned regulations on the activity of the Group. It cannot be excluded, that the process of adaptation to the changes may result in the necessity of to incur a significant financial outlays by the Group, or implementation of significant organizational changes.

The exchange of tax information with other countries - implementation of Common Reporting Standard (CRS) and the so-called Euro-FATCA

Act on the exchange of tax information with other countries of 9 March 2017, entered into force on 3 April 2017. The purpose of the Act is the implementation into the Polish legal system the Council Directive 2014/107/EU of 9 December 2014 amending Directive 2011/16/EU as regards mandatory automatic exchange of information in the field of taxation as well as regulations enabling the automatic exchange of tax information with other than EU countries on the basis on a Common Reporting Standard (CRS). The Republic of Poland declared in the multilateral agreement of the competent authorities concerning the automatic exchange of financial information for tax purposes, signed on 29 October 2014, that will implement above-mentioned acts. Poland did not implement the aforementioned directive at the given time. These regulations are aimed to create a system of exchange of tax information between countries, in order to effectively combat tax evasion made by tax residents from each jurisdiction, regarding to their taxable income earned abroad.

According to this Act, financial institutions are required to: (i) the application of due diligence procedures and reporting procedures involving identification and reporting of accounts belonging to tax residents from other countries (ii) registration of undertaken actions with due diligence (iii) collecting the documentation required in application of due diligence procedures, in particular statements about the tax residence of account holders or persons controlling this accounts and documentary evidences. In addition, institutions are obliged to store the reports, records of activities and documentation indicated above for a period of 5 years from the end of the year in which the obligation to provide information about the account arose. If a financial institution fails to meet these obligations dissuasive sanctions may be imposed.

The Company has exercised due diligence in order to comply with its obligations under the Act. However, it cannot be excluded that a given rule or requirement will be interpreted by the Group in a manner inconsistent with the Act which may be connected with risk of administrative sanctions and other administrative measures specified in binding laws and may require incurring by the Group significant financial outlays and implementation of the significant organizational changes.

Guidelines for the brokerage services on the OTC derivatives market

On 24 May 2016 Polish Financial Supervision Authority (the "PFSA") adopted and issued guidelines concerning the rendering of brokerage services on the OTC derivatives market" (the "PFSA Guidelines"). Contents of the PFSA Guidelines are available on the Company's website. The PFSA Guidelines apply to many aspects of offering services on the OTC market, including, inter alia, the role of supervisory boards and management boards in the process of offering services, the promotion of such services, soliciting clients, outsourcing client solicitation, providing clients with information on the characteristics of and the risks involved in investing on the OTC market, the method of testing if the services provided are adequate to individual client knowledge and experience, the nature of margin collateral, financial leverage and the stop-out mechanism, as well as their



practical application, the time required to execute client instructions, information for clients about OTC market profitability statistics, the terminology applied in contracts with clients, transaction costs and the process of the annulment and correction of transactions.

The Company used the best efforts to implement the PFSA Guidelines. However, it cannot be excluded that a given rule or requirement will be interpreted by the Group in a manner inconsistent with the PFSA approach which may be connected with risk of administrative sanctions and other administrative measures specified in binding laws and may require incurring by the Group significant financial outlays and implementation of the significant organizational changes.

The PFSA Guidelines on the management of information technology and ICT environment security for investment firms

The purpose of these guidelines is to present investment firms with supervisory expectations concerning prudent and stable management of the IT and ICT environment, including specifically the risk associated therewith. According to the position of the PFSA's the guidelines should be applied on a 'comply or explain' basis in terms of the manner of implementation of the specific guidelines, subject to prudential approach, acceptable risk levels and the need to comply with applicable law.

The Company has exercised due diligence in order to comply with the PFSA Guidelines. However, it cannot be excluded that a given rule or requirement will be interpreted by the Company in a manner inconsistent with the PFSA approach which may be connected with risk of supervisory activities and sanctions specified in binding laws and may require incurring by the Company significant financial outlays and implementation of the significant organizational changes.

Document including key information on Financial product („KID” – Key Information Document)

Regulation (EU) No 1286/2014 of the European Parliament and of the Council of 26 November 2014 on key information documents for packaged retail and insurance-based investment products (PRIIPs) was supposed to enter in force on 31 December 2016, however it finally entered into force on 1 January 2018. The PRIIP Regulation imposes an obligation on specified financial institutions of preparing document which contains key information of given financial product and defines the manner of its presentation to individual investors. KID document needs to be prepared for each packaged retail and insurance-based investment product. These products also include derivatives, such as options and CFDs. PRIIP Regulation precisely defines the elements and the sequence in which they shall be included in KID, that is: (i) product name, (ii) data identifying product manufacturers, (iii) information concerning supervision authority of manufacturer, (iv) appropriate warning if product is difficult to understand, (v) main characteristics of product, (vi) description of risk and return, (vii) costs related with investment, (viii) determine the duration of the possession of the product, (ix) information on methods of claim submission, (x) and other relevant information. In cases of infringement of the obligations arising from PRIIP Regulation the supervisory authority may impose following administrative sanctions and measures: (i) prohibition of the product's being placed on the market, (ii) order to suspend placing the product's on the market, (iii) placing the person responsible for the infringement on the list of the public notices, indicating the nature of the breach, (iv) the prohibition of dissemination KID not satisfying the requirements available and publication of the new version, (v) in case of legal persons administrative sanctions up to EUR 5 000 000, or in member states, whose currency is not the euro the equivalent in national currency at 30 December 2014, or up to 3% the total annual turnover of this legal person in accordance with the most recent available financial statement or up to twice the amount of the profits gained or losses avoided because of the breach, in case where fair value can be determined, (vi) in case of natural persons administrative sanctions up to EUR 700 000, or in member states, whose currency is not the euro the equivalent in national currency at 30 December 2014, or up to twice the amount of the profits gained, or losses avoided because of the breach, in case where fair value can be determined. The Regulation becomes directly applicable in all member states.

At the submission date of this report it is not possible to assess the full impact of the obligations arising from the PRIIP Regulations on the Group's activities and there is no certainty if adjusting to the obligations and requirements provided at present in the Regulations will not have significant negative impact on the operations, financial position and results of the Group as well as the price of shares.

Preventing use of the financial system for money laundering or terrorist financing - the so-called IV AML Directive

The European Union is working on the adaptation of national legal systems to the Directive (EU) 2015/849 of the European Parliament and of the Council of 20 May 2015 on the prevention of the use of the financial system for the purposes of money laundering or terrorist financing, amending Regulation (EU) No 648/2012 of the European Parliament and of the Council, and repealing Directive 2005/60/EC of the European Parliament and of the Council and Commission Directive 2006/70/EC (the Directive). The main changes resulting from the new legislation are among others: (i) highlight of the importance of a comprehensive approach to the analysis of the risk of money laundering and terrorist financing, at transnational, national and institutional levels, (ii) clarification of the methods of the real beneficiaries identification, (iii) extension of the definition of politically exposed persons (PEP) by adding domestic persons to that group, (iv) extension of the scope of the new regulations on entities receiving cash payments above EUR 10 000, instead present EUR 15 000.



The Polish legislator failed to complete transposition of provisions of the Directive within the required deadline which expired on 26 June 2017. The draft act on the prevention of money laundering and terrorism financing implementing provisions of the Directive into the Polish legal order was approved by the Council of Ministers on 22 January 2018. On 1 February 2018, the draft was filed at the Parliament. The first reading of the draft took place on 8 February 2018 at the session of the Parliament. The draft was directed to the Public Finance Commission which was assigned with the deadline to present its report by 27 April 2018. Amendments in the new act include (i) introduction of a new category of institutions which are obliged to apply the act on the prevention of money laundering and terrorism financing, including entities conducting business activity involving provision of services related to exchange among virtual currencies and means of payment and exchange among virtual currencies, (ii) amendment of the definition of beneficial owner and politically exposed person, (iii) necessity to introduce a procedure for identification and assessment of the risk related to money laundering and terrorism financing in connection with the business activity conducted, (iv) obligation to have a single procedure on the prevention of money laundering for the whole capital group, (v) shortening of the deadline for reporting of transactions to the General Inspector for Financial Information to 7 days after execution thereof, (vi) reduction of the limit for transactions executed in cash to EUR 10 000, (vii) increase of penalties for violation of provisions of the act up to the equivalent of EUR 5 000 000 or up to 10% of the turnover declared in the most recent consolidated financial statements for the business year. At the submission date of this report the Company is not able to accurately estimate the full impact of the referred regulations on the activity of the Group. It cannot be excluded that the process of adaptation to the changes may result in the necessity to incur a significant financial outlays by the Group or implementation of significant organizational changes, which may affect financial position and results of the Group as well as the price of shares.

Activity of the European Securities and Markets Authority ("ESMA")

The group is witnessing continuous regulatory changes in the industry at an international level that may change over time. The European Securities and Markets Authority (ESMA) published on 29 June 2017 a statement regarding possible product interventions for CFDs, binary options and other highly speculative financial products that would take place under MiFIR.

On 18 January 2018, the ESMA published the "Call for evidence" document concerning potential measures within the product intervention pursuant to art. 40 MiFIR with respect to CFD contracts and binary options offered to retail clients. At present, the document is at the stage of consultations which are to end on 5 February 2018. By the date of publication of this report, the ESMA has not issued any announcement stating the consultations outcome. As far as CFD contracts are concerned, the following actions are being considered: (i) introduction of a financial leverage limit upon opening of a position by a retail client, (ii) introduction of the margin close-out principle with regard to positions, (iii) introduction of the negative balance protection principle with regard to the account, (iv) limitation of application by investment firms, whether indirectly or directly, of monetary or non-monetary incentives to encourage retail clients to use CFD products, (v) determination of standardised risk warnings on all stages of communication with the client retail. The ESMA has not yet decided whether or not the planned measures will also include CFD instruments on cryptocurrencies. As far as binary options are concerned, the ESMA is considering introduction of a prohibition in the area of marketing, distribution and sales of those instruments to retail clients.

Moreover, on 5 February 2018 the ESMA published its Guidelines on MiFID II product governance requirements. The document discusses obligations regarding compliance with the law and reporting, and it presents: (i) guidelines for manufacturers, including the manufacturer's obligation to identify the potential target market and the relationship between the manufacturer's distribution strategy and their target market definition; (ii) guidelines for distributors, which define – inter alia – the relationship between the product governance requirements and assessment of suitability or adequacy, as well as the distribution strategy, and (iii) guidelines regarding issues applicable to manufacturers and distributors, including principles of identification of the negative target market and sales outside the positive target market, as well as application of the requirements of the target market to firms operating on wholesale markets.

The Company is not in a position to predict the final shape of planned changes related to the abovementioned restrictions. It cannot be ruled out that the restriction introduced by ESMA will have a significant impact on the way the Group offers and promotes financial products, and further on the financial results of the Group and will require the Group to incur further significant financial outlays and implement significant organizational changes.

France

In France the works on the introduction of restrictions on promoting the services in the scope of, inter alia, derivatives on the OTC market were completed. The act, passed by the French parliament on 8 November 2016 entered into force on 11 December 2016. As a consequence of the implementation of the act French supervisory authority - AMF adapted its own regulations applicable to investment firms providing services on French territory. The restrictions are one of the other underlying assumptions included in the French Monetary and Financial Code. The Act introduces, inter alia, ban on, indirect and direct transfer through electronic means of transmission promotional materials relating to financial services for non-professional clients and to prospective clients. The ban refers to the services for which a client is unable to estimate maximum exposure to



risk at the time of the transaction, in respect of which the risk of financial losses may exceed the value of the initial margin or which the potential risk is not readily apparent due to the ability of the potential benefits.

The Company has exercised due diligence in order to comply with the amended regulations. However, it cannot be excluded that measures undertaken by the Company in order to implement above requirements will be interpreted by the Company in a manner inconsistent with the Act which may be connected with risk of administrative sanctions and other administrative measures specified in binding laws and may require incurring by the Company significant financial outlays and implementation of the significant organizational changes.

Turkey

On 10 February 2017 the Communiqué on the changes in the III-37.1 Communiqué on principles regarding investment services, activities and ancillary services have been published in the Official Journal. Key assumptions include the reduction of used leverage to 1:10 and the introduction of minimum deposit of TRY 50 thousand (or the equivalent in foreign currency – approx. 12 thousand USD). The changes referred to above entered into force with immediate effect for all customers and open positions from 10 February 2017, and in relation to the positions opened before that date was a deadline 45 days to adjust the current state to the new regulations. Consequently, on 18 May 2017 the Company decided to withdraw from operations on the Turkish market. Yet, the decision was suspended on 30 November 2017 by the Board of the Company until the end of the first half of 2018, because of the possibility that the Turkish regulatory authority CMB may mitigate changes in the regulations governing operations in the area of investment services, investment activity and auxiliary services.

Germany

On 8 May 2017 German supervisory authority - BaFin published General Administrative Act limiting the promotion, distribution and sale of CFD financial instruments, of which transactions may result that on client's account will occur debt. Such debt is the result of transactions where the loss exceeds the value of client's deposits.

The Company has made every effort to comply with the above regulations. However, it cannot be ruled out that a given rule or requirement will be interpreted by the Company in a manner incompatible with the BaFin approach, which may involve application to the Company of the supervisory activities and sanctions provided for in the applicable legislation and may require the Company to incur further significant financial expenses and implementation of significant organizational changes.

Great Britain

On 6 December 2016 British supervisory authority - FCA submitted for consultation the document called Enhancing conduct of business rules for firms providing contract for difference products to retail clients. The main assumptions of legal changes include among others reduction of leverage offered depending on the client's investment in derivatives experience. Under the proposed assumptions for experienced retail clients i.e. those who have done at least 40 transactions in a continuous period of 12 months over the last 3 years, or at least 10 transactions per quarter in the four quarters over the last three years the maximum leverage level will be 1:50. For other clients leverage was set at the maximum level 1:25. Further proposals indicated in the document assume preventing offering of bonuses or rebates, which depend on the opening of an account or payment of deposit by the client. The document also envisages the introduction of obligation to publish standardized information on the risks of investing in derivative instruments and information on the percentage of accounts, on which gain or loss was reported in the preceding quarter and the preceding 12 months.

According to the FCA information, the publication of final version of the document has been delayed, pending the outcome of discussions being conducted within the European Securities and Markets Authority ("ESMA") about the possible use of its product intervention powers under article 40 of MiFIR. At the date of this report, the Company cannot exclude the possibility that the provided restrictions will have a material adverse impact on the operations, financial position and results of the Group on the United Kingdom market, as well as the price of shares.

Spain

On 17 March 2017 Spanish supervisory authority (Comisión Nacional del Mercado de Valores – CNMV) has required financial institutions offering CFD financial instruments and binary options which use leverage higher than 1:10, to include relevant information and warnings and to apply mechanisms which enforce client to acquaint with them and to accept the risks related with these products, inter alia, during the process of brokerage services agreement conclusion, before usage of such services and, as well, during usage of such services by client. Required by the CNMV warnings enforce clients of financial institutions to become acquainted with the risks related with products, and in case of willingness to use these products, to express unequivocal acceptance of this risk. Regulations are designed to protect individual investors.

The Company has exercised due diligence in order to comply with the above regulations. However, it cannot be excluded that measures undertaken by Company in order to implement above requirements will be interpreted by the Company in a manner



inconsistent with the regulations which may be connected with risk of administrative sanctions and other administrative measures specified in binding laws and may require incurring by the Company significant financial outlays and implementation of the significant organizational changes.

Romania

Romania is working on amending the Capital Markets Act No. 24/2017. The Romanian Regulatory Authority - Autoritatea de Supraveghere Financiară ("ASF") has submitted to the Ministry of Finance a draft amendment, which maintains a prohibition on the distribution of CFD derivatives and binary options to retail clients in Romania. Currently, work is underway to determine the exact scope of the constraints and the final shape of the project. It is envisaged that the amending law may be adopted at the beginning of 2018, while the entry into force could take place in mid-2018. The draft amendment is in the process of consultation and it is not yet known what the final shape of the bill will look like.

Financial transaction tax

As at the submission date of this report the only jurisdictions where the Group conducts its business and where financial transactions tax was payable were Italy (the tax applies from 1 September 2013) and France (the tax applies from 1 August 2012).

Notwithstanding the above, the work on the pan-European legislation imposing a financial transaction tax a portion of the proceeds of which would be contributed directly to the EU budget is in progress. The original proposal regarding the introduction of such tax provided that the minimum tax rates will be 0.1% on any trading in shares and bonds and 0.01% on any trading in derivative instruments. On 8 December 2015, a working draft of a summary of the meeting of the Economic and Financial Affairs Council, which was held on the same day, was published. It presented the principal assumptions for the future tax on financial trades regarding: (i) shares; and (ii) derivatives. According to that document, the tax should apply to all transactions involving shares, although a more precise definition of its territorial scope was left to the legislative initiative of the European Commission. The document states that the tax will also apply to transactions in derivative instruments executed within the scope of market making activities. As at the submission date of this report there is no official information about the possible date of the imposition of such a tax.

5.3 Employment information

As at 31 December 2017, the Group employed 388 people, including 252 persons employed by the Company. The Group's employment structure is dominated by employees involved in sales. The Group does not employ a significant number of temporary employees.

The table below presents information on the number of employees of the Parent Company, its foreign branches and Group Companies on dates indicated therein.

	AS AT	
	31.12.2017	31.12.2016
Parent Company	252	223
Foreign branches	98	99
Group companies	38	76
Total	388	398

5.4 Major research and development achievements

In the reporting period, the Company did not conduct any research and development works.



6. Statements of the Management Board

Statement of the Management Board of X-Trade Brokers Dom Maklerski S.A. on the reliability of preparation of the consolidated and separate financial statements

The Management Board of X-Trade Brokers Dom Maklerski S.A. declares that, to the best of its knowledge, the consolidated and separate financial statements for 2017 and comparative data have been prepared in accordance with the applicable accounting principles and reflect in a true, reliable and clear financial and financial situation and the financial result of the Group and the Company, respectively. The activity report contains a true picture of the development and achievements of the Group and the Company, respectively, including a description of the basic risks and threats.

Statement of the Management Board of X-Trade Brokers Dom Maklerski S.A. on the entity authorized to conduct audit of the consolidated and separate financial statements

The Management Board of X-Trade Brokers Dom Maklerski S.A. declares that the entity authorized to audit the consolidated and separate financial statements for 2017, i.e. Ernst & Young Audyt Polska Sp. z o.o. Sp.k., based in Warsaw, was selected in accordance with the law. This entity and statutory auditors who audited those financial statements met the conditions for expressing an unbiased and independent opinion on the audited financial statements, in accordance with the applicable regulations and professional standards.

Warsaw, 6 March 2018

Omar Arnaout

President of the
Management Board

Paweł Frańczak

Member of the
Management Board

Paweł Szejko

Member of the
Management Board

Filip Kaczmarzyk

Member of the
Management Board

WWW.XTB.PL

