



Payten

Estimated Financial Results for Q2.2023 And Business Update

July 26th, 2023

**ALL FIGURES FOR Q2, H1 2023 IN THIS PRESENTATION ARE ESTIMATES NOT REVIEWED BY AUDITOR
OFFICIAL RESULTS WILL BE PUBLISHED ON 2ND AUG 2023**

Q2'23: Highlights

- **Strong** second quarter in **Banking** showing **29% YoY** EBIT growth driven **by implementation projects**
- Good quarter for **IPD and ECR network** (thanks to new clients) and for traditional **POS related services** (thanks to deliveries and related services)
- Recent material **devaluation of Turkish lira** versus USD/EUR and PLN – in coming month might have slightly positive impact on BAN&DS business and negative for Payment
- Very good, continued **growth trend in processing**
- Serbian eCommerce **merchants' takeover** costs (one-off, 0.14mEUR)
- Good quarter for **IAD network in Serbia** with **70% growth of revenues**



Q2'23 ASEE Best Deals.

Banking Business Unit

- **Adaptive Elements Platform**, a solution that enables rapid development of native mobile apps, for one of the biggest banking groups in Europe
- **Adaptive Elements Platform** for the development of a mobile solution for PKI services and Hardware Tokens' delivery to a state agency in Croatia
- **Multifactor Authentication Solution - SxS** licenses for a bank in Romania
- **Digital Edge** for a bank in Serbia
- **Anti Money Laundering** solution for banks in Serbia and BiH
- **InACT External Fraud Solution** at a large size bank
- Hosting service for Authentication solution (**SxS**) for a bank to cover three countries: Bulgaria, Greece, and Romania. Solution will be hosted in ASEE Croatia Data Center.

Q2'23 ASEE Best Deals.

Dedicated solutions

- **LIVE Collaboration solution** - implementation for a utility company in Lithuania
- Registry for professional exams and record keeping of passed exams for The Ministry of Public Administration and Local Self-Government in Serbia
- Integration of the existing electronic office with the software solution for managing Office administration management application for the Ministry of Public Administration and Local Self-Government in Serbia
- **BPM solutions**, including a platform for all input and output documents, digital board meetings and e-signature solutions, licenses, and maintenance for a leading bank in Croatia
- **FinanceFlex Business Management Platform E-Pledge** at a large size leasing company
- **FinanceFlex Business Management Platform Central Bank Arrangements** at a large size leasing company
- **LeaseFlex Lease and Asset Management Project** at a large size leasing company
- Implementation of **Documenta DMS** software for 3 Public sector companies and for 3 Private sector companies
- **Dynatrace APS** at a large size life insurance company, at a large size group of companies operating in the fields of finance, retail, energy and real estate, at a large size bank, at a large size aviation company, at a large size institution established by the joint venture of banks

Q2'23 Payten Best Deals.

E-commerce

- **Payten Payment Gateway Solution** at a technology company of a large size bank, at a medium size Electric Vehicle Charging Stations company, at a medium size Electric Vehicle Stations company, at a Electric Vehicle Charging Stations company owned by a large Turkish holding and an international energy company
- **Payten Payment Gateway - Infrastructure Transfer of Private Cloud Project** at a medium size payment facilitator
- **Payten Fintech Suite PF Call Center Legislation (2FA and login password) Improvement Project** at a technology company of a large size state bank.
- **Paratika Virtual POS solution** at a large size Rent a Car company

Processing

- Contract with a bank in Serbia for ATM DCC and Surcharge processing at ATMs
- Contract with a bank for migration to the new Core

Q2'23 Payten Best Deals.

ATM and POS Related Services

- Single POS solution for Mana Moda d.o.o, a large Croatian clothing retailer
- Single POS solution for a Links d.o.o. one of the leading Croatian technical equipment retailers
- POS Delivery and maintenance for two banks in BiH
- Recycler ATM Delivery for a bank in Croatia
- SoftPOS implementation completed for a banking group in SEE, the service is now active in five new countries.

2Q 2023 results



Q2'23: Strong organic growth

mEUR

	Q2 2023	Q2 2022	Q2 2023 no hyper.	Q2 2022 no hyper.	% Diff
Revenue	82.9	75.3	86.2	74.7	+15.5%
EBITDA	16.6	16.1	17.3	15.9	+8.8%
EBIT	11.9	11.1	12.6	11.0	+14.2%
NPAT	10.8	14.2	11.5	9.7	+18.5%
EBITDA %	20.0%	21.4%	20.0%	21.3%	
EBIT %	14.4%	14.8%	14.6%	14.8%	
EBIT non-IFRS	13.1	11.7	13.1	11.7	+11.6%
NPAT non-IFRS	11.6	10.7	11.6	10.7	+8.8%


mPLN

	Q2 2023	Q2 2022	Q2 2023 no hyper.	Q2 2022 no hyper.	% Diff
Revenue	376	349	391	346	+13%
EBITDA	75	75	78	74	+6%
EBIT	54	52	57	51	+12%
NPAT	49	66	52	45	+16%
EBITDA %	20%	21%	20%	21%	
EBIT %	14%	15%	15%	15%	
EBIT non-IFRS	59	54	59	54	+9%
NPAT non-IFRS	53	50	53	50	+7%


Q2'23: Growth driven by Banking and Payment Solutions

mEUR	Revenue			EBITDA			EBIT		
	Q2 2023	Q2 2022	Diff	Q2 2023	Q2 2022	Diff	Q2 2023	Q2 2022	Diff
Payment Solutions	42.7	38.4	+4.4	9.9	9.3	+0.6	6.7	5.9	+0.8
Non-Payment	43.5	36.3	+7.2	7.4	6.5	+0.8	5.9	5.1	+0.8
Banking Solutions	17.2	13.7	+3.6	4.6	3.6	+1.0	3.9	3.0	+0.9
Dedicated Solutions	26.3	22.6	+3.7	2.8	2.9	-0.1	2.0	2.1	-0.1
ASEE Group TTL	86.2	74.7	+11.6	17.3	15.9	+1.4	12.6	11.0	+1.6

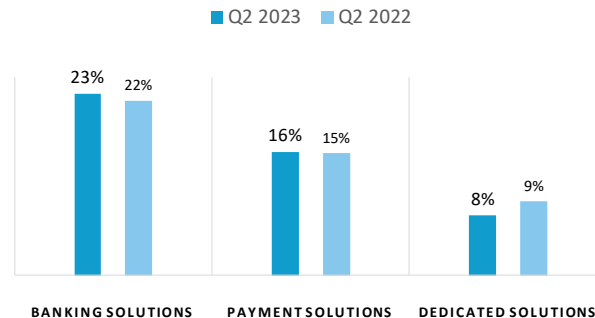
Revenue per BUs Q2 2023



EBIT per BUs Q2 2023



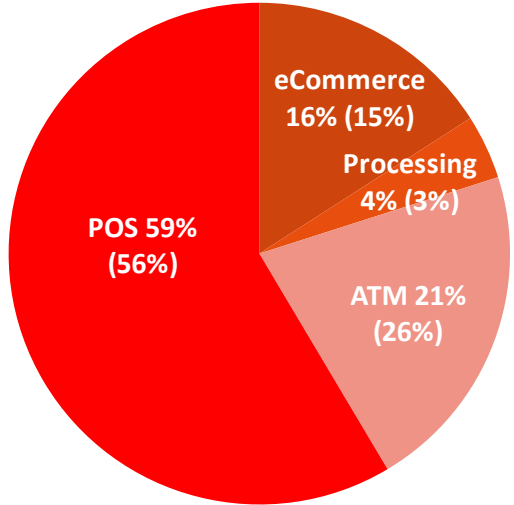
Profitability per BU



Q2'23: Strong growth in POS

mEUR	Revenue		
	Q2 2023	Q2 2022	Diff
eCommerce	6.8	5.7	+1.1
Processing	1.8	1.3	+0.5
ATM*	9.1	10.0	-0.9
POS**	25.0	21.3	+3.7
Payment	42.7	38.4	+4.4

Revenue per BUs Q2 2023



* Including IAD MoneyGet

** including IPD and ECR

Q2'23: Four geographies with high growth

mEUR	Revenue				EBIT			
	Q2 2023	Q2 2022	Diff	% Diff	Q2 2023	Q2 2022	Diff	% Diff
B&H	6.4	7.1	-0.7	-10%	1.0	1.6	-0.5	-34%
Croatia	12.8	11.3	+1.5	+13%	2.2	1.1	+1.0	+92%
Iberia	12.5	11.4	+1.1	+9%	1.5	1.3	+0.2	+17%
Latam	1.9	1.4	+0.5	+35%	0.1	0.1	+0.0	+40%
Macedonia	3.0	3.9	-0.9	-22%	0.4	0.5	-0.1	-22%
Romania	14.2	9.6	+4.6	+48%	1.0	0.4	+0.6	+170%
Serbia	20.6	18.9	+1.6	+9%	3.2	3.0	+0.3	+9%
Turkey	8.3	6.6	+1.6	+24%	1.6	2.1	-0.5	-23%
Central Europe	4.3	2.3	+2.1	+92%	0.4	0.2	+0.2	+81%
Other*	6.3	4.5	+1.8	+40%	1.2	0.8	+0.4	+47%
Eliminations	-4.0	-2.4	-1.6		-0.1	-0.1	-0.0	
GASEE	86.2	74.7	+11.6	+16%	12.6	11.0	+1.6	+14%

*Other entities include: Albania, Bulgaria, Egypt, Kosovo, Montenegro, Slovenia

Q1-2 2022 results



Q1-2: Double digit growth of EBIT

mEUR

	H1 2023	H1 2022	H1 2023 no hyper.	H1 2022 no hyper.	% Diff
Revenue	163.8	142.4	166.8	141.7	+17.7%
EBITDA	32.1	30.8	32.7	30.5	+7.0%
EBIT	22.6	21.0	23.2	20.9	+11.2%
NPAT	20.8	22.7	19.5	18.2	+6.8%
EBITDA %	19.6%	21.6%	19.6%	21.5%	
EBIT %	13.8%	14.7%	13.9%	14.7%	
EBIT non-IFRS	24.3	22.3	24.3	22.3	+8.7%
NPAT non-IFRS	20.2	19.9	20.2	19.9	+1.9%


mPLN

	H1 2023	H1 2022	H1 2023 no hyper.	H1 2022 no hyper.	% Diff
Revenue	756	661	769	658	+17%
EBITDA	148	143	151	142	+6%
EBIT	104	98	107	97	+10%
NPAT	96	106	90	85	+6%
EBITDA %	+20%	+22%	+20%	+22%	
EBIT %	+14%	+15%	+14%	+15%	
EBIT non-IFRS	112	104	112	104	+8%
NPAT non-IFRS	93	92	93	92	+1%


Q1-2: Growth driven by Banking Solutions

mEUR	Revenue			EBITDA			EBIT		
	H1 2023	H1 2022	Diff	H1 2023	H1 2022	Diff	H1 2023	H1 2022	Diff
Payment Solutions	79.3	71.0	+8.3	18.2	18.0	+0.2	11.7	11.2	+0.5
Non-Payment	87.5	70.7	+16.8	14.5	12.5	+1.9	11.6	9.7	+1.8
Banking Solutions	32.6	25.8	+6.7	9.0	7.0	+2.0	7.6	5.7	+1.9
Dedicated Solutions	55.0	44.9	+10.1	5.5	5.6	-0.1	3.9	4.0	-0.1
ASEE Group TTL	166.8	141.7	+25.1	32.7	30.5	+2.1	23.2	20.9	+2.3

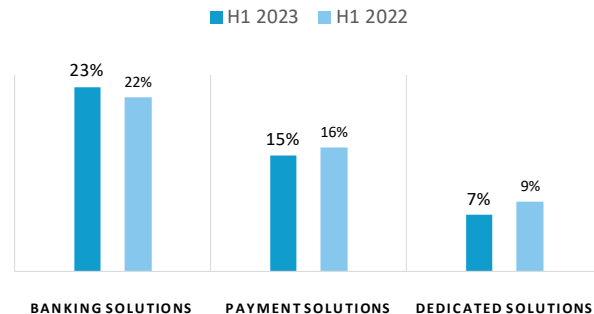
Revenue per BUs H1 2023



EBIT per BUs H1 2023



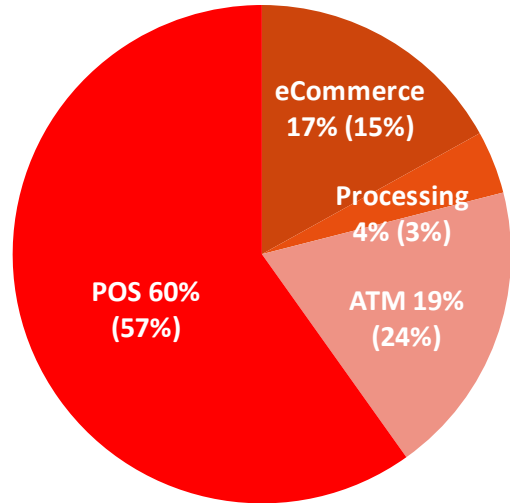
Profitability per BU



Q1-2: Highest growth in POS followed by eCommerce

mEUR	Revenue		
	H1 2023	H1 2022	Diff
eCommerce	13.4	11.0	+2.5
Processing	3.2	2.4	+0.9
ATM*	15.2	17.0	-1.9
POS**	47.4	40.6	+6.8
Payment	79.3	71.0	+8.3

Revenue per BUs H1 2023



* Including IAD MoneyGet

** including IPD and ECR

Q1-2: Growth in most of geographies

mEUR	Revenue				EBIT			
	H1 2023	H1 2022	Diff	% Diff	H1 2023	H1 2022	Diff	% Diff
B&H	11.7	13.1	-1.4	-11%	2.0	2.5	-0.5	-22%
Croatia	23.9	21.2	+2.7	+13%	2.8	1.6	+1.2	+78%
Iberia	24.7	20.0	+4.7	+23%	2.9	2.5	+0.5	+18%
Latam	3.7	2.6	+1.1	+42%	0.2	0.1	+0.1	+56%
Macedonia	6.0	6.9	-0.9	-13%	0.8	1.0	-0.2	-20%
Romania	25.3	20.5	+4.8	+23%	1.0	0.9	+0.2	+18%
Serbia	44.6	37.2	+7.4	+20%	8.5	6.1	+2.4	+39%
Turkey	16.5	12.8	+3.7	+29%	2.6	4.5	-1.8	-41%
Central Europe	6.6	4.4	+2.2	+50%	0.7	0.5	+0.2	+51%
Other*	10.6	7.9	+2.7	+33%	1.7	1.4	+0.3	+24%
Eliminations	-6.7	-4.9	-1.8		-0.1	-0.2	+0.0	
GASEE	166.8	141.7	+25.1	+18%	23.2	20.9	+2.3	+11%

*Other entities include: Albania, Bulgaria, Egypt, Kosovo, Montenegro, Slovenia

Liquidity



Net Cash position

mEUR	30 Jun'23	2022 YE	Diff
Cash and short term investments	66.5	63.6	2.9
Lease liabilities	-10.6	-9.6	-1.0
Bank loans and credit lines	-21.3	-24.5	3.2
Deferred and contingent payments for acquisitions (short-term)	-14.0	-12.3	-1.7
Net Cash	20.6	17.1	3.5
Receivables and Prepayments	89.7	97.5	-7.8
Liabilities, Provisions and Deferred Income	-75.4	-88.9	13.5
Inventory	15.9	12.2	3.8
Operational Balance	50.8	37.9	12.9

On 13th July 17mE dividend was distributed

Solid operating cash flow

mEUR	Q2 2023 LTM	2022	2021
Operating cash flow*	52.8	52.5	52.5
- Infrastructure for outsourcing	-5.2	-5.5	-3.5
- infrastructure for IAD	-0.3	-0.4	-0.2
- Capitalized R&D	-0.5	-0.5	-0.3
- M&A	-6.0	-8.5	-31.7
- Other CAPEX	-7.9	-7.2	-5.3
Free cash flow	32.9	30.5	11.5
Debt Increase	4.5	11.7	6.9
Debt Service	-13.7	-12.9	-12.1
Total Cash Flow	23.7	29.3	6.3
Oper CF/EBITDA**	78%	81%	93%
FCF/EBIT**	69%	66%	29%

*Excluding investment in outsourcing equipment presented in Inventory

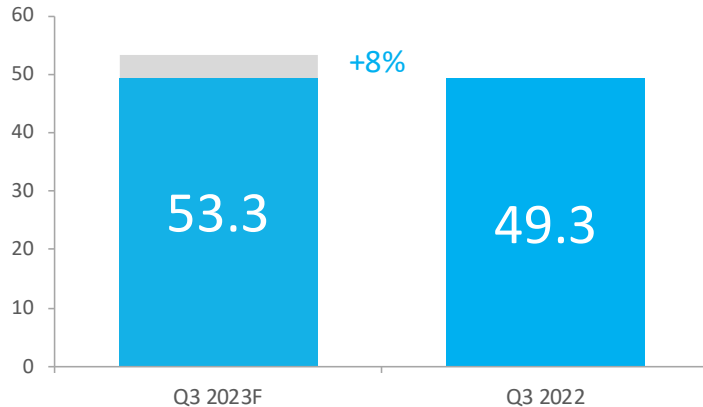
**Excluding hyperinflation impact

Outlook for 2023

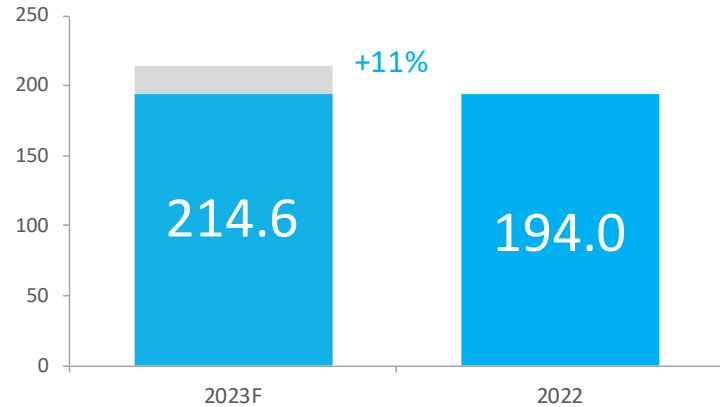


ASEE + Payten

mEUR	Q3 2023F *	Q3 2022	% Diff
Revenues BL	71.6	75.0	-5%
Margin1 BL	53.3	49.3	+8%



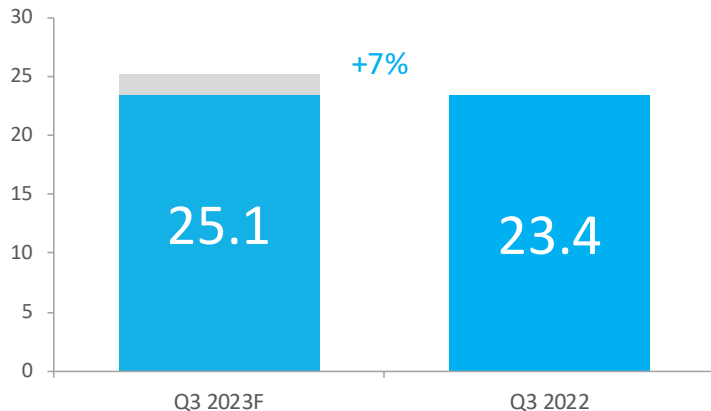
mEUR	2023F *	2022	% Diff
Revenues BL	298.1	281.2	+6%
Margin1 BL	214.6	194.0	+11%



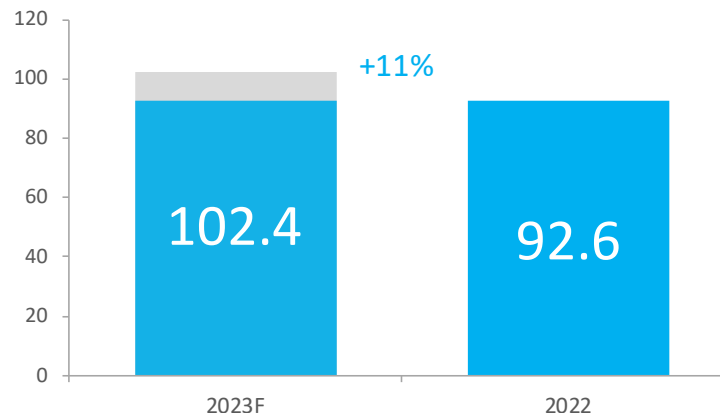
* backlog data as on July 24th, 2023

ASEE - Banking and Dedicated solutions

mEUR	Q3 2023F *	Q3 2022	% Diff
Revenues BL	39.4	37.2	+6%
Margin1 BL	25.1	23.4	+7%



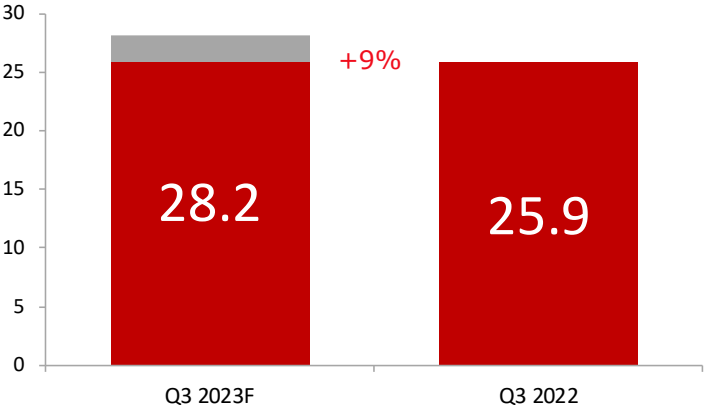
mEUR	2023F*	2022	% Diff
Revenues BL	157.9	141.0	+12%
Margin1 BL	102.4	92.6	+11%



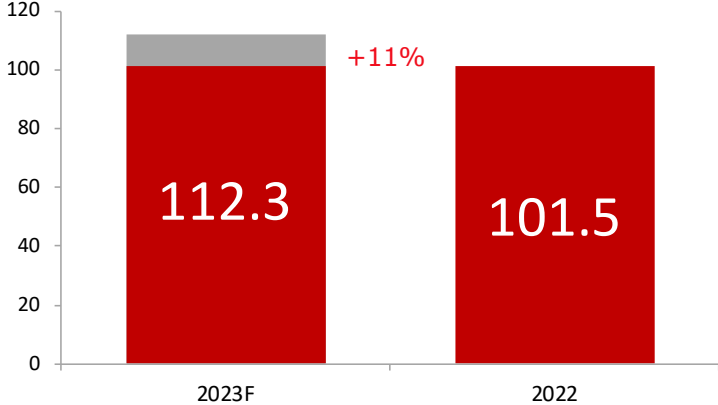
* backlog data as on July 24th, 2023

Payten

mEUR	Q3 2023F *	Q3 2022	% Diff
Revenues BL	32.2	37.8	-15%
Margin1 BL	28.2	25.9	+9%



mEUR	2023F*	2022	% Diff
Revenues BL	140.2	140.3	-0%
Margin1 BL	112.3	101.5	+11%



* backlog data as on July 24th, 2023

Technology for business, solutions for people.

ASEE

www.see.asseco.com



[linkedin.com/company/Asseco SEE](https://linkedin.com/company/AssecoSEE)



youtube.com/user/AssecoSEE



facebook.com/AssecoSEE

Asseco Group

www.asseco.com



[@asseco_group](https://twitter.com/asseco_group)



linkedin.com/company/asseco-group

Legal disclaimer

The content presented in this presentation is subject to copyright protection and has the ownership title. Texts, graphics, photographs, sound, animations and videos as well as their distribution in the presentation are protected under the Copyright and related rights Law. Unauthorized use of any material contained in the presentation herein may constitute an infringement of copyright, trademark or other laws. The materials in this presentation may not be modified, copied, publicly presented, executed, distributed or used for any other public or commercial purposes, unless the Board of Asseco South Eastern Europe S.A. gives consent in writing. Copying for any purpose, including commercial use, distribution, modification or acquisition of the contents of this presentation by third parties is prohibited. Moreover, this presentation may contain reference to third-party offers and services. Terms of use for such offers and services are defined by these entities.

Asseco South Eastern Europe S.A. assumes no responsibility for the conditions, contents and effects of the use of offers and services of these entities. The data and information contained in this presentation are for information purposes only. Presentation was prepared with the use of Inscale company products.

The name and logo of Asseco South Eastern Europe S.A. are registered trademarks. Use of these marks requires prior express agreement of Asseco South Eastern Europe S.A.